

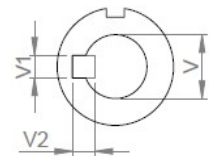
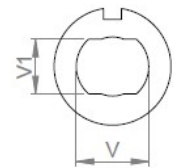
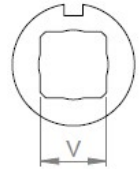
Drive Insert Dimensions

Note: For a full list of insert offerings, ask for our list price file

Examples of Easytork's Standard & Stocking Drive Inserts

Below are examples of Easytork stocking standard drive inserts. For a full list, ask for our list price file.

Shape	Metric (mm)			Imperial (inch)			Available For EVA Models	Standard On
	V	V1	V2	V	V1	V2		
ISO5211 Compliant Standard Square Drive Inserts								
Square	9.00			0.354			EVA-0411 and below	EVA-0309
Square	11.00			0.433			EVA-0309 to EVA-0514	EVA-0411
Square	14.00			0.551			EVA-0411 to EVA-0717	EVA-0514
Square	17.00			0.669			EVA-0514 to EVA-1022	EVA-0717
Square	19.00			0.748			EVA-0717 and EVA-1022	
Square	22.00			0.866			EVA-0717 to EVA-1227	EVA-1022
Square	27.00			1.063			EVA-1022 and EVA-1227	EVA-1227
Square	36.00			1.417			EVA-1227	
Drive Inserts for Centerline and Similar Butterfly Valves								
DD	12.70	10.00		0.500 (1/2)	0.39		EVA-0309 and EVA-0411	
DD	15.88	12.00		0.625 (5/8)	0.47		EVA-0411 and EVA-0514	
DD	19.05	14.00		0.750 (3/4)	0.55		EVA-0514 and EVA-0717	
Key	22.23	4.76	4.76	0.875 (7/8)	0.188 (3/16)	0.188 (3/16)	EVA-0717 and EVA-1022	
Key	28.58	6.35	6.35	1.125 (1 1/8)	0.250 (1/4)	0.250 (1/4)	EVA-1022 to EVA-1436	
Key	31.75	6.35	6.35	1.250 (1 1/4)	0.250 (1/4)	0.250 (1/4)	EVA-1022 and EVA-1227	
Key	33.34	7.94	7.94	1.313 (1 5/16)	0.313 (5/16)	0.313 (5/16)	EVA-1227 and EVA-1436	
Drive Inserts for Keystone, ABZ and Similar Butterfly Valves								
DD	14.29	9.53		0.563 (9/16)	0.375 (3/8)		EVA-0411 and EVA-0514	
DD	15.88	11.11		0.625 (5/8)	0.438 (7/16)		EVA-0411 to EVA-0717	
DD	19.05	12.70		0.750 (3/4)	0.500 (1/2)		EVA-0717 and EVA-1022	
DD	22.23	15.88		0.875 (7/8)	0.625 (5/8)		EVA-0717 to EVA-1227	
Key	28.58	6.35	6.35	1.125 (1 1/8)	0.250 (1/4)	0.250 (1/4)	EVA-1022 to EVA-1436	
Key	34.93	7.94	7.94	1.375 (1 3/8)	0.313 (5/16)	0.313 (5/16)	EVA-1227 and EVA-1436	



Measurements V, V1 and V2 reflect valve stem dimensions. Inserts subsequently made with appropriate tolerance for valve stem interface.

Easytork's Non-Standard & Non-Stocking Drive Inserts

Please consult with Easytork for all other drive insert dimensions. In most cases, Easytork can build.

Metric

Dimensions (mm)	Model						
	EVA-0309	EVA-0411	EVA-0514	EVA-0717	EVA-1022	EVA-1227	EVA-1436
Maximum dimension on insert allowed for fitting to valve stems							
MAX.X Ø	14.1	18.1	22.1	28.1	36.1	52.0	68.0



Imperial

Dimensions (inch)	Model						
	EVA-0309	EVA-0411	EVA-0514	EVA-0717	EVA-1022	EVA-1227	EVA-1436
Maximum dimension on insert allowed for fitting to valve stems							
MAX.X Ø	0.56	0.71	0.87	1.11	1.42	2.05	2.68

