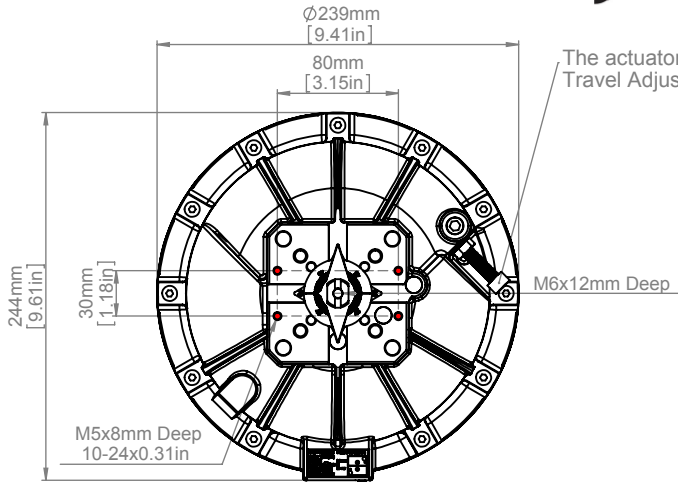


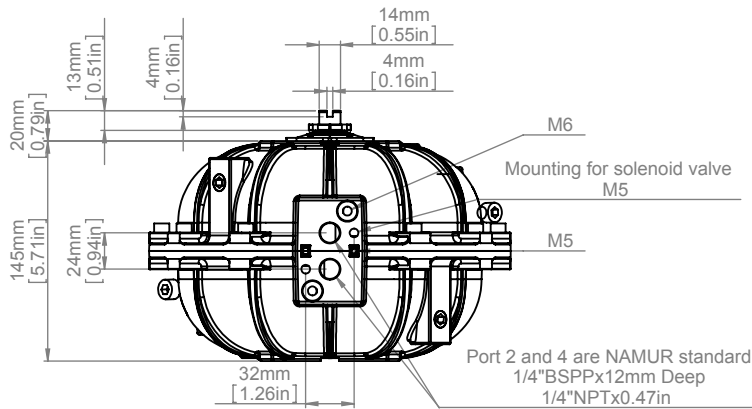
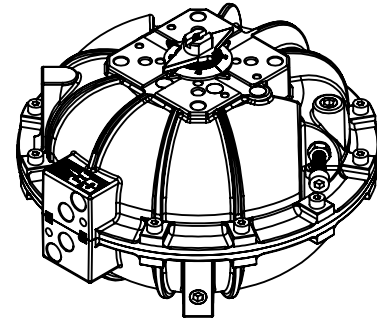
**EVA0717**  
**Technical Data**



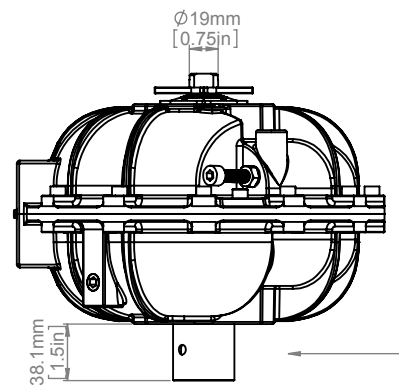
**MOUNTING DIMENSIONS PER**  
**ISO 5211-2001(E)**  
**DIN 3337(OPTIONAL)**  
**NAMUR VDI/VE 3845**



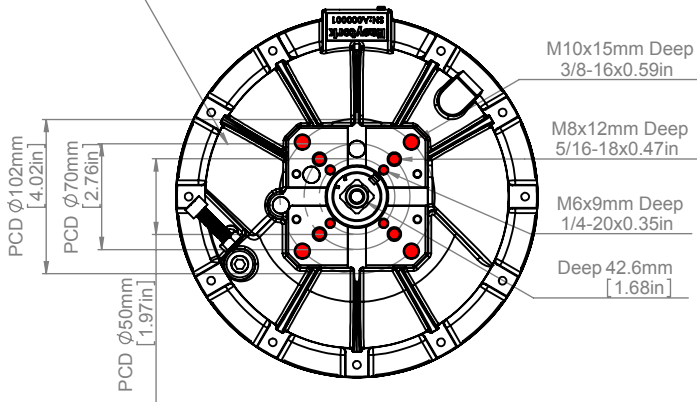
The actuator is factory adjusted to produce 90° rotation.  
 Travel Adjustment +/- 5° per stopper bolt (2x per actuator)



Semi Direct Mount-(With Optional Shaft)

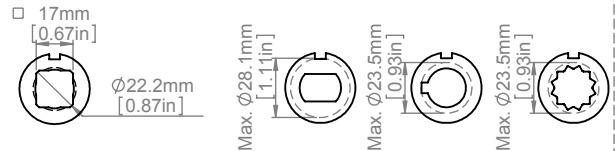


Model 0717 ISO F05/F07/F10 Pattern 0° Shift

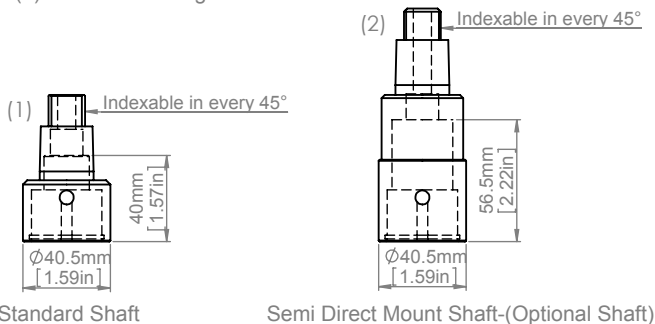


**Standard Insert**

All actuators are fitted with adaptable drive inserts in order to accommodate different valve stem profiles: custom DD, Bore & key, Sq shape available



(1) & (2) Users can change the lower shaft



**Note:**

1. Output torque:  
 1526 In/Lb 171.9 Nm at 80 psi / 5.5 bar - Double Acting  
 992 In/Lb 111.7 Nm at 80 psi / 5.5bar - Fail Safe
2. Pressure rating 2-10 bar (30-150 psi)
3. Actuator shown in full CW position
4. Travel adjustment ±5° per stopper bolt
5. Ancillaries attachment size AA1
6. Weight 5.4 kgs (11.9 lbs)
7. Air consumption per stroke at 5.5 bar (80psi)  
 3.9L (240 cu-in)
8. Standard Coating finish material: epoxy
9. Temp range: Silicone vane seal -40°C to -120°C or  
 -40°F to 248°F



2505 Metro Blvd, Suite A/B, Maryland Heights, 63043 USA  
 info@easytork.com www.easytork.com