

Generic Input		Easytork internal use only	
Valve Brand	ABZ	Valve Brand Truncate	AB
Series	396/397	Series Truncate	396/397
Input: 1 = mm / 2 = in	2		
Safety Factor	10%		

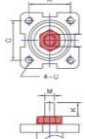
Actuator Design Year   16

Valve Input

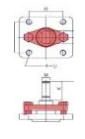
				Section Only For Non Direct Mount ("D.M"), Otherwise Leave Blank						Valve Dimension								
Valve Torque		Direct Mount Check		Bracket Check		Extended Shaft Check		Buyer Preference		Valve Info		Valve Flange Dimension		Valve Stem Shape and Dimension				
Published valve torque	Incl. safety factor	Any obstruction over flange?		Possible obstruction for std. Easytork bracket?	Out. dia. of obstruction over flange surface	Are bolts for packing gland close to valve stem height?	If bolts interfere with valve stem, what is inside dia. between bolts	If w/ bracket: How much valve stem capture?	If known, capturable valve stem height	In ISO (i.e. F05)	Flange to top of valve stem	Stem Shape	Valve stem dimension in in or mm	V	V1	V2	Insert orientation when valve is CLOSED. If Sq 1=diamond / 2=Square If DD or B+K 1=in line / 2=not in line 1 = Diamond or in line / 2=Square or not in line	
Size	in-lb	in-lb	1=Yes / 0=No	1=Yes / 0=No	in/mm	1=Yes / 0=No	in/mm	in/mm	in/mm	in/mm	in/mm	Key	in / mm	in/mm	in/mm	in/mm	in/mm	
2"	230	253	No								F07	1.25	2	in	0.563	0.375	1	
2 1/2"	283	311	No								F07	1.25	2	in	0.563	0.375	1	
3"	341	375	No								F07	1.25	2	in	0.563	0.375	1	
4"	514	565	No								F07	1.25	2	in	0.625	0.438	1	
5"	706	777	No								F07	1.25	2	in	0.750	0.500	1	
6"	1,008	1,109	No								F07	1.25	2	in	0.750	0.500	1	
8"	1,714	1,885	No								4.92	1.25	2	in	0.875	0.625	1	
10"	2,621	2,883	No								4.92	2.00	3	in	1.125	0.250	0.250	1
12"	3,629	3,992	No								4.92	2.00	3	in	1.125	0.250	0.250	1
14"	6,120	6,732	No								4.92	2.25	3	in	1.375	0.313	0.313	1
16"	8,040	8,844	No								4.92	2.25	3	in	1.625	0.375	0.375	1
18"	10,440	11,484	No								6.5	3.00	3	in	1.875	0.500	0.500	1
		0																
		0																
		0																
		0																
		0																
		0																

Notes:

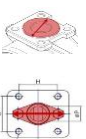
ie. Gland, capi, etc...



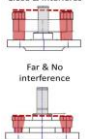
If not known, leave blank



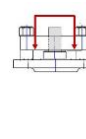
Close & Interferes




Far & No interference



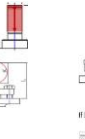
If not known, leave blank




If not known, leave blank




If not known, leave blank



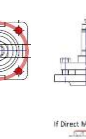
If info not available, then NA



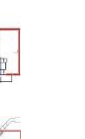
If not known, leave blank



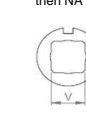
If info not available, then NA



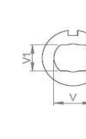
If info not available, then NA



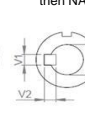
If info not available, then NA



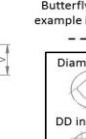
If info not available, then NA



If info not available, then NA



When Valve Is CLOSED Is valve stem: Butterfly valve as example in pipeline



Diamond = 1	Square = 2
DD in line = 1	DD not in line = 2
Key in line = 1	Key not in line = 2

**Disclaimer: Based on information available from valve manufacturer. All dimensions to be verified by customer prior to purchase confirmation.**

Valve Size	Required Actuator Range	Actuator Torque (Actual torque, no additional safety factor included)				Individual Part Order Code* (If ordered with the below order codes, Easytork will ship each part as standalone)				2017 List Price					Complete Actuator to Valve Order Code*	
		DA @ 60PSI	DA @ 80PSI	FS @ 60PSI	FS @ 80PSI	Actuator	Insert	Extended Shaft	Bracket	Actuator +	Insert +	Extended Shaft +	Bracket or Plate +	= Total Package: Actuator and hardware for mounting to valve		
2"	EVA-0411	288	384	187	250	C-A-2-11-1-111	D-212-0.563x0.375in									
	EVA-0514	572	763	372	496	C-A-3-11-1-111	D-312-0.563x0.375in									
2 1/2"	EVA-0411	288	384	187	250	C-A-2-11-1-111	D-212-0.563x0.375in									
	EVA-0514	572	763	372	496	C-A-3-11-1-111	D-312-0.563x0.375in									
3"	EVA-0514	572	763	372	496	C-A-3-11-1-111	D-312-0.563x0.375in									
	EVA-0717	1,144	1,526	744	992	C-A-4-11-1-111	D-412-0.563x0.375in									
4"	EVA-0514	572	763	372	496	C-A-3-11-1-111	D-312-0.625x0.438in									
	EVA-0717	1,144	1,526	744	992	C-A-4-11-1-111	D-412-0.625x0.438in									
5"	EVA-0717	1,144	1,526	744	992	C-A-4-11-1-111	D-412-0.750x0.500in									
	EVA-1022	2,289	3,051	1,488	1,983	C-A-5-11-1-111	D-512-0.750x0.500in									
6"	EVA-0717	1,144	1,526	744	992	C-A-4-11-1-111	D-412-0.750x0.500in									
	EVA-1022	2,289	3,051	1,488	1,983	C-A-5-11-1-111	D-512-0.750x0.500in									
8"	EVA-1022	2,289	3,051	1,488	1,983	C-A-5-11-1-111	D-512-0.875x0.625in									
	EVA-1227	4,577	6,103	2,975	3,967	C-A-6-11-1-111	D-612-0.875x0.625in									
10"	EVA-1022	2,289	3,051	1,488	1,983	C-A-5-11-1-111	D-513-1.125x0.250x0.250in									
	EVA-1227	4,577	6,103	2,975	3,967	C-A-6-11-1-111	D-613-1.125x0.250x0.250in									
12"	EVA-1227	4,577	6,103	2,975	3,967	C-A-6-11-1-111	D-613-1.125x0.250x0.250in									
	EVA-1436	9,154	12,205	5,950	7,933	C-A-7-11-1-111	D-713-1.125x0.250x0.250in									
14"	EVA-1436	9,154	12,205	5,950	7,933	C-A-7-11-1-111	D-713-1.375x0.313x0.313in									
16"	EVA-1436	9,154	12,205	5,950	7,933	C-A-7-11-1-111	D-713-1.625x0.375x0.375in									
18"	EVA-1436	9,154	12,205	5,950	7,933	C-A-7-11-1-111	D-713-1.875x0.500x0.500in									

Easytork will ship the actuator, insert, extended shaft, and bracket unassembled in one SKU box.

Refer to [Assembly & Labor tab](#) if buyer wants Easytork to assemble items together.

- AB.396/397.2".0411.16
- AB.396/397.2".0514.16
- AB.396/397.2 1/2".0411.16
- AB.396/397.2 1/2".0514.16
- AB.396/397.3".0514.16
- AB.396/397.3".0717.16
- AB.396/397.4".0514.16
- AB.396/397.4".0717.16
- AB.396/397.5".0717.16
- AB.396/397.5".1022.16
- AB.396/397.6".0717.16
- AB.396/397.6".1022.16
- AB.396/397.8".1022.16
- AB.396/397.8".1227.16
- AB.396/397.10".1022.16
- AB.396/397.10".1227.16
- AB.396/397.12".1227.16
- AB.396/397.12".1436.16
- AB.396/397.14".1436.16
- AB.396/397.14".16
- AB.396/397.16".1436.16
- AB.396/397.16".16
- AB.396/397.18".1436.16
- AB.396/397.18".16

**Disclaimer:** Based on information available from valve manufacturer. All dimensions to be verified by customer prior to purchase confirmation.

**Note\*:** Only for actuator and hardware required for mounting to valve. Order auxiliary add-ons (e.g., solenoid valve, lockout & PST, limit switch, chemical resistant adder, etc.) separately. If buyer requires assembly of auxiliary add-ons and/or valve, labor will be charged separately.