

Generic Input		Easytork internal use only	
Valve Brand	ABZ	Valve Brand Truncate	AB
Series	6002	Series Truncate	6002
Input: 1 = mm / 2 = in	2		
Safety Factor	0%		

Actuator Design Year

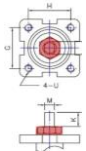
16

Valve Input

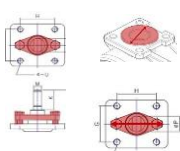
Valve Size	Valve Torque			Section Only For Non Direct Mount ("D.M"), Otherwise Leave Blank					Valve Dimension						
	Published valve torque	Incl. safety factor	Any obstruction over flange?	Bracket Check	Extended Shaft Check	Buyer Preference	Valve Info	Valve Flange	Valve Dimension	Valve Stem Shape and Dimension			Insert orientation when valve is CLOSED. If Sq 1=diamond / 2=square If DD or B+K 1=in line / 2=not in line 1 = Diamond or in line / 2=Square or not in line		
in-lb	in-lb	1=Yes / 0=No	1=Yes / 0=No	in/mm	1=Yes / 0=No	in/mm	in/mm	in/mm	in/mm	in/mm	Key	in / mm		in/mm	in/mm
6"	3,221	3,221	No					4.02	1.38	3		in	0.750	0.240	0.24
			No					4.02	1.38	3		in	0.870	0.310	0.31
			No					4.02	1.57	3		in	1.020	0.310	0.31
			No					4.92	1.97	3		in	1.140	0.310	0.31
10"	11,678	11,678	No					5.51	2.36	3		in	1.380	0.390	0.39
			No					6.5	2.36	3		in	1.500	0.470	0.47

Notes:

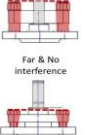
ie. Gland, capi, etc...



If not known, leave blank



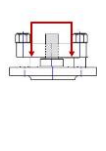
Close & Interferes



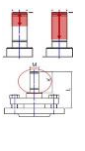
Far & No interference



If not known, leave blank

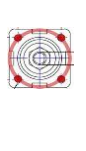


If not known, leave blank



If Direct Mount

If not known, leave blank

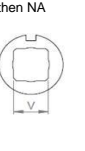


If info not available, then NA

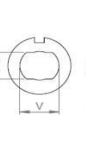


If Direct Mount

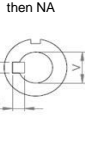
If not known, leave blank




If info not available, then NA




If info not available, then NA



When Valve Is CLOSED Is valve stem: Butterfly valve as example in pipeline



Diamond = 1 Square = 2



DD in line = 1 DD not in line = 2



Key in line = 1 Key not in line = 2



Disclaimer: Based on information available from valve manufacturer. All dimensions to be verified by customer prior to purchase confirmation.

Valve Size	Required Actuator Range	Actuator Torque (Actual torque, no additional safety factor included)				Individual Part Order Code* (If ordered with the below order codes, Easytork will ship each part as standalone)				2017 List Price	Complete Actuator to Valve Order Code*
		DA @ 60PSI	DA @ 80PSI	FS @ 60PSI	FS @ 80PSI	Actuator	Insert	Extended Shaft	Bracket		
6"	EVA-1227	4,577	6,103	2,975	3,967	C-A-6-11-1-111	D-613-1.020x0.310x0.310in				AB.6002.6".1227.16 AB.6002.6".1436.16
	EVA-1436	9,154	12,205	5,950	7,933	C-A-7-11-1-111	D-713-1.020x0.310x0.310in	TBD			
10"	EVA-1436	9,154	12,205	5,950	7,933	C-A-7-11-1-111	D-713-1.380x0.390x0.390in				AB.6002.10".1436.16 AB.6002.10".1436.16
	EVA-1436	9,154	12,205	5,950	7,933	C-A-7-11-1-111	D-713-1.380x0.390x0.390in				

Easytork will ship the actuator, insert, extended shaft, and bracket unassembled in one SKU box.

Refer to [Assembly & Labor tab](#) if buyer wants Easytork to assemble items together.

Disclaimer: Based on information available from valve manufacturer. All dimensions to be verified by customer prior to purchase confirmation.

Note*: Only for actuator and hardware required for mounting to valve. Order auxiliary add-ons (e.g., solenoid valve, lockout & PST, limit switch, chemical resistant adder, etc.) separately. If buyer requires assembly of auxiliary add-ons and/or valve, labor will be charged separately.