

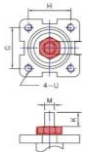
Generic Input		Easytork internal use only	
Valve Brand	A-T Controls	Valve Brand Truncate	AT
Series	C8 (Full Port)	Series Truncate	C8-FP
Input: 1 = mm / 2 = in	2		
Safety Factor	25%		

Valve Input

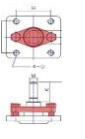
Direct Mount Check				Section Only For Non Direct Mount ("D.M"), Otherwise Leave Blank						Valve Dimension							
				Bracket Check		Extended Shaft Check		Buyer Preference		Valve Info		Valve Flange Dimension		Valve Stem Shape and Dimension			
Published valve torque	Incl. safety factor	Any obstruction over flange?	1=Yes / 0=No	Possible obstruction for std. Easytork bracket?	Out. dia. of obstruction over flange surface	Are bolts for packing gland close to valve stem height?	If bolts interfere with valve stem, what is inside dia. between bolts?	If w/ bracket: How much valve stem capture?	If known, capturable valve stem height	In ISO (i.e. F05) or in	Flange to top of valve stem	Stem Shape	Valve stem dimension in in or mm	V	V1	V2	Insert orientation when valve is CLOSED. If Sq 1=diamond / 2=square If DD or B+K 1=in line / 2=not in line
				1=Yes / 0=No	in/mm	1=Yes / 0=No	in/mm	in/mm	in/mm	in/mm	in/mm	in/mm	in/mm	Key	in / mm	in/mm	in/mm
1/4"	186	233	No							F05	0.35	1	in	0.350	0.350		1
3/8"	186	233	No							F05	0.35	1	in	0.350	0.350		1
1/2"	186	233	No							F05	0.35	1	in	0.350	0.350		1
3/4"	416	520	No							F05	0.35	1	in	0.350	0.350		1
1"	522	653	No							F05	0.43	1	in	0.430	0.430		1
1 1/4"	761	951	No							F07	0.43	1	in	0.430	0.430		1
1 1/2"	956	1,195	No							F07	0.55	1	in	0.550	0.550		1
2"	1,894	2,368	No							F07	0.55	1	in	0.550	0.550		1
		0															
		0															
		0															
		0															
		0															
		0															
		0															
		0															
		0															
		0															

Notes:

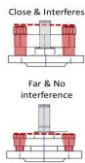
le. Gland, capi, etc...




If not known, leave blank




Close & Interferes



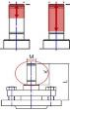
Far & No interference




If not known, leave blank



If not known, leave blank




If not known, leave blank




If Direct Mount

If not known, leave blank




If info not available, then NA




If Direct Mount


If not known, leave blank




If info not available, then NA



If info not available, then NA




If info not available, then NA



When Valve Is CLOSED Is valve stem:

Butterfly valve as example in pipeline



Diamond = 1	Square = 2
DD in line = 1	DD not in line = 2
Key in line = 1	Key not in line = 2

Disclaimer: Based on information available from valve manufacturer. All dimensions to be verified by customer prior to purchase confirmation.

Valve Size	Required Actuator Range	Actuator Torque (Actual torque, no additional safety factor included)				Individual Part Order Code* (If ordered with the below order codes, Easytork will ship each part as standalone)				2017 List Price					Complete Actuator to Valve Order Code*	
		DA @ 60PSI	DA @ 80PSI	FS @ 60PSI	FS @ 80PSI	Actuator	Insert	Extended Shaft	Bracket	Actuator +	Insert +	Extended Shaft +	Bracket or Plate +	= Total Package: Actuator and hardware for mounting to valve		
1/4"	EVA-0411	288	384	187	250	C-A-2-11-1-111	D-211-0.350x0.350in									AT.C8-FP.1/4".0411.16
	EVA-0514	572	763	372	496	C-A-3-11-1-111	D-311-0.350x0.350in									AT.C8-FP.1/4".0514.16
3/8"	EVA-0411	288	384	187	250	C-A-2-11-1-111	D-211-0.350x0.350in									AT.C8-FP.3/8".0411.16
	EVA-0514	572	763	372	496	C-A-3-11-1-111	D-311-0.350x0.350in									AT.C8-FP.3/8".0514.16
1/2"	EVA-0411	288	384	187	250	C-A-2-11-1-111	D-211-0.350x0.350in									AT.C8-FP.1/2".0411.16
	EVA-0514	572	763	372	496	C-A-3-11-1-111	D-311-0.350x0.350in									AT.C8-FP.1/2".0514.16
3/4"	EVA-0514	572	763	372	496	C-A-3-11-1-111	D-311-0.350x0.350in									AT.C8-FP.3/4".0514.16
	EVA-0717	1,144	1,526	744	992	C-A-4-11-1-111	D-411-0.350x0.350in									AT.C8-FP.3/4".0717.16
1"	EVA-0514	572	763	372	496	C-A-3-11-1-111	D-311-0.430x0.430in									AT.C8-FP.1".0514.16
	EVA-0717	1,144	1,526	744	992	C-A-4-11-1-111	D-411-0.430x0.430in									AT.C8-FP.1".0717.16
1 1/4"	EVA-0717	1,144	1,526	744	992	C-A-4-11-1-111	D-411-0.430x0.430in									AT.C8-FP.1 1/4".0717.16
	EVA-1022	2,289	3,051	1,488	1,983	C-A-5-11-1-111	D-511-0.430x0.430in									AT.C8-FP.1 1/4".1022.16
1 1/2"	EVA-0717	1,144	1,526	744	992	C-A-4-11-1-111	D-411-0.550x0.550in									AT.C8-FP.1 1/2".0717.16
	EVA-1022	2,289	3,051	1,488	1,983	C-A-5-11-1-111	D-511-0.550x0.550in									AT.C8-FP.1 1/2".1022.16
2"	EVA-1022	2,289	3,051	1,488	1,983	C-A-5-11-1-111	D-511-0.550x0.550in									AT.C8-FP.2".1022.16
	EVA-1227	4,577	6,103	2,975	3,967	C-A-6-11-1-111	D-611-0.550x0.550in	K-AS-6-1-1-2	#VALUE!							AT.C8-FP.2".1227.16

Easytork will ship the actuator, insert, extended shaft, and bracket unassembled in one SKU box.

Refer to [Assembly & Labor tab](#) if buyer wants Easytork to assemble items together.

Disclaimer: Based on information available from valve manufacturer. All dimensions to be verified by customer prior to purchase confirmation.

Note*: Only for actuator and hardware required for mounting to valve. Order auxiliary add-ons (e.g., solenoid valve, lockout & PST, limit switch, chemical resistant adder, etc.) separately. If buyer requires assembly of auxiliary add-ons and/or valve, labor will be charged separately.