

<b>Generic Input</b>				Easytork internal use only	
Valve Brand	A-T Controls	Valve Brand Truncate	AT		
Series	CR (Regular Port)	Series Truncate	CR-RP		
Input: 1 = mm / 2 = in	2				
Safety Factor	25%				

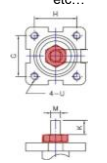
Actuator Design Year   16

**Valve Input**

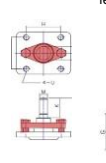
Valve Torque		Direct Mount Check	Section Only For Non Direct Mount ("D.M"), Otherwise Leave Blank						Valve Dimension							
			Bracket Check		Extended Shaft Check		Buyer Preference	Valve Info	Valve Flange	Valve Dimension	Valve Stem Shape and Dimension				Insert orientation when valve is CLOSED. If Sq 1=diamond / 2=Square If DD or B+K 1=in line / 2=not in line  1 = Diamond or in line / 2=Square or not in line	
Published valve torque	Incl. safety factor	Any obstruction over flange?	Possible obstruction for std. Easytork bracket?	Out. dia. of obstruction over flange surface	Are bolts for packing gland close to valve stem height?	If bolts interfere with valve stem, what is inside dia. between bolts?	If w/ bracket: How much valve stem capture?	If known, capturable valve stem height	In ISO (i.e. F05) or in	Flange to top of valve stem	Stem Shape 1 = Square 2 = Double D 3 = Bore + Key	Valve stem dimension in in or mm	V Sq - sq DD - bore b+k - bore	V1 Sq - sq DD - flat b+k - key		V2 b+k - key (leave blank if Sq or DD)
Valve Size	in-lb	in-lb	1=Yes / 0=No	1=Yes / 0=No	in/mm	1=Yes / 0=No	in/mm	in/mm	in/mm	in/mm	in/mm	in/mm	in/mm	in/mm	in/mm	
1/2"	186	233	No							F05	0.35	1	in	0.350	0.350	1
3/4"	186	233	No							F05	0.35	1	in	0.350	0.350	1
1"	416	520	No							F05	0.35	1	in	0.350	0.350	1
1 1/4"	522	653	No							F05	0.43	1	in	0.430	0.430	1
1 1/2"	761	951	No							F07	0.43	1	in	0.430	0.430	1
2"	956	1,195	No							F07	0.55	1	in	0.550	0.550	1
		0														
		0														
		0														
		0														
		0														
		0														
		0														
		0														
		0														
		0														
		0														
		0														
		0														
		0														
		0														
		0														
		0														
		0														
		0														
		0														
		0														
		0														
		0														
		0														
		0														
		0														
		0														
		0														
		0														
		0														

Notes:

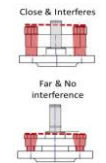
le. Gland, capi, etc...



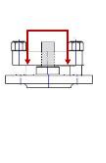
If not known, leave blank



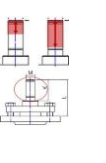
Close & Interferes




Far & No interference



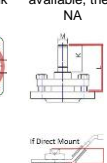
If not known, leave blank



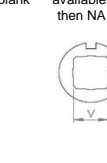
If not known, leave blank



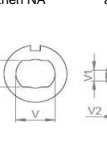
If not known, leave blank



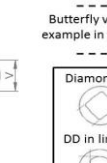
If info not available, then NA



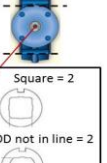
If not known, leave blank




If info not available, then NA



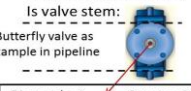
If info not available, then NA



If info not available, then NA



When Valve Is CLOSED  
Is valve stem:  
Butterfly valve as example in pipeline



Diamond = 1	Square = 2
DD in line = 1	DD not in line = 2
Key in line = 1	Key not in line = 2

**Disclaimer: Based on information available from valve manufacturer. All dimensions to be verified by customer prior to purchase confirmation.**

Valve Size	Required Actuator Range	Actuator Torque (Actual torque, no additional safety factor included)				Individual Part Order Code* (If ordered with the below order codes, Easytork will ship each part as standalone)				2017 List Price					Complete Actuator to Valve Order Code*
		DA @ 60PSI	DA @ 80PSI	FS @ 60PSI	FS @ 80PSI	Actuator	Insert	Extended Shaft	Bracket	Actuator +	Insert +	Extended Shaft +	Bracket or Plate +	= Total Package: Actuator and hardware for mounting to valve	
1/2"	EVA-0411	288	384	187	250	C-A-2-11-1-111	D-211-0.350x0.350in								AT.CR-RP.1/2".0411.16
	EVA-0514	572	763	372	496	C-A-3-11-1-111	D-311-0.350x0.350in								AT.CR-RP.1/2".0514.16
3/4"	EVA-0411	288	384	187	250	C-A-2-11-1-111	D-211-0.350x0.350in								AT.CR-RP.3/4".0411.16
	EVA-0514	572	763	372	496	C-A-3-11-1-111	D-311-0.350x0.350in								AT.CR-RP.3/4".0514.16
1"	EVA-0514	572	763	372	496	C-A-3-11-1-111	D-311-0.350x0.350in								AT.CR-RP.1".0514.16
	EVA-0717	1,144	1,526	744	992	C-A-4-11-1-111	D-411-0.350x0.350in								AT.CR-RP.1".0717.16
1 1/4"	EVA-0514	572	763	372	496	C-A-3-11-1-111	D-311-0.430x0.430in								AT.CR-RP.1 1/4".0514.16
	EVA-0717	1,144	1,526	744	992	C-A-4-11-1-111	D-411-0.430x0.430in								AT.CR-RP.1 1/4".0717.16
1 1/2"	EVA-0717	1,144	1,526	744	992	C-A-4-11-1-111	D-411-0.430x0.430in								AT.CR-RP.1 1/2".0717.16
	EVA-1022	2,289	3,051	1,488	1,983	C-A-5-11-1-111	D-511-0.430x0.430in								AT.CR-RP.1 1/2".1022.16
2"	EVA-0717	1,144	1,526	744	992	C-A-4-11-1-111	D-411-0.550x0.550in								AT.CR-RP.2".0717.16
	EVA-1022	2,289	3,051	1,488	1,983	C-A-5-11-1-111	D-511-0.550x0.550in								AT.CR-RP.2".1022.16

Easytork will ship the actuator, insert, extended shaft, and bracket unassembled in one SKU box.

Refer to [Assembly & Labor tab](#) if buyer wants Easytork to assemble items together.

**Disclaimer:** Based on information available from valve manufacturer. All dimensions to be verified by customer prior to purchase confirmation.

**Note\*:** Only for actuator and hardware required for mounting to valve. Order auxiliary add-ons (e.g., solenoid valve, lockout & PST, limit switch, chemical resistant adder, etc.) separately. If buyer requires assembly of auxiliary add-ons and/or valve, labor will be charged separately.