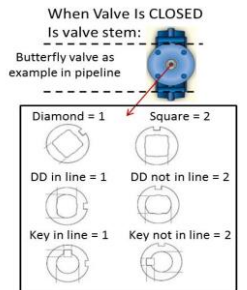
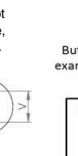
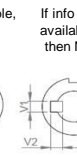
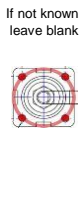
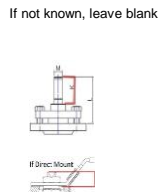
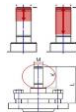
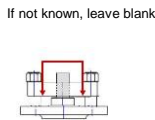
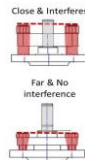
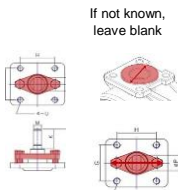
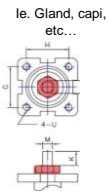


Generic Input		Easytork internal use only	
Valve Brand	Sharpe	Valve Brand Truncate	SH
Series	50 / FS50	Series Truncate	50
Input: 1 = mm / 2 = in	2		
Safety Factor	25%		

Valve Input

Valve Torque				Section Only For Non Direct Mount ("D.M"), Otherwise Leave Blank						Valve Dimension							
Direct Mount Check				Bracket Check		Extended Shaft Check		Buyer Preference		Valve Info		Valve Flange		Valve Dimension		Valve Stem Shape and Dimension	
Published valve torque	Incl. safety factor	Any obstruction over flange?		Possible obstruction for std. Easytork bracket?	Out. dia. of obstruction over flange surface	Are bolts for packing gland close to valve stem height?	If bolts interfere with valve stem, what is inside dia. between bolts	If w/ bracket: How much valve stem capture?	If known, capturable valve stem height	In ISO (i.e. F05)	Flange to top of valve stem	Stem Shape	Valve stem dimension in in or mm	V	V1	V2	Insert orientation when valve is CLOSED. If Sq 1=diamond / 2=square If DD or B+K 1=in line / 2=not in line
Valve Size	in-lb	in-lb	1=Yes / 0=No	1=Yes / 0=No	in/mm	1=Yes / 0=No	in/mm	in/mm	in/mm	in/mm	in/mm	in/mm	Key	in / mm	in/mm	in/mm	in/mm
1/2"	50	63	Yes	No		No		0.320	0.39	F03	0.73	2	in	0.375	0.220		
3/4"	88	110	Yes	No		No		0.320	0.34	F03	0.70	2	in	0.375	0.220		
1"	110	138	Yes	No		No		0.500	0.60	F04	0.85	2	in	0.438	0.291		
1 1/2"	210	263	Yes	No		No		0.600	0.68	F05	1.17	2	in	0.563	0.340		
2"	400	500	Yes	No		No		0.600	0.61	F05	1.15	2	in	0.563	0.340		
2 1/2"	565	706	Yes	No		No		0.600	0.61	F10	1.87	2	in	1.000	0.748		
3"	800	1,000	Yes	No		No		0.600	0.61	F10	1.87	2	in	1.000	0.748		
4"	1,850	2,313	Yes	No		No		0.600	0.65	F10	1.91	2	in	1.000	0.748		
6"	5,200	6,500	Yes	Yes		No		1.600	1.65	F12	3.58	2	in	1.720	1.018		
8"	8,000	10,000	Yes	Yes		No		1.600	1.65	F12	3.58	2	in	1.720	1.018		
10"	10,000	12,500	Yes	Yes		No		2.000	2.13	F14	3.86	2	in	1.970	1.377		
12"	11,000	13,750	Yes	Yes		No		2.000	2.13	F14	3.86	2	in	1.970	1.377		
0																	
0																	
0																	
0																	
0																	
0																	
0																	

Notes:



Disclaimer: Based on information available from valve manufacturer. All dimensions to be verified by customer prior to purchase confirmation.

Valve Size	Required Actuator Range	Actuator Torque (Actual torque, no additional safety factor included)				Individual Part Order Code* (If ordered with the below order codes, Easytork will ship each part as standalone)				2017 List Price					Complete Actuator to Valve Order Code*	
		DA @ 60PSI	DA @ 80PSI	FS @ 60PSI	FS @ 80PSI	Actuator	Insert	Extended Shaft	Bracket	Actuator +	Insert +	Extended Shaft +	Bracket or Plate +	= Total Package: Actuator and hardware for mounting to valve		
1/2"	EVA-0309	146	195	95	127	C-A-1-11-1-111	D-112-0.375x0.220in	K-AS-1-1-1-2	B-2-F03S-F04S-1.41in							SH.50.1/2".0309.16
	EVA-0309	146	195	95	127	C-A-1-11-1-111	D-112-0.375x0.220in	K-AS-1-1-1-2	B-2-F03S-F04S-1.41in							SH.50.1/2".0309.16
3/4"	EVA-0309	146	195	95	127	C-A-1-11-1-111	D-112-0.375x0.220in	K-AS-1-1-1-2	B-2-F03S-F04S-1.38in							SH.50.3/4".0309.16
	EVA-0411	288	384	187	250	C-A-2-11-1-111	D-212-0.375x0.220in	K-AS-2-1-1-2	B-2-F03S-F04S-1.38in							SH.50.3/4".0411.16
1"	EVA-0309	146	195	95	127	C-A-1-11-1-111	D-112-0.438x0.291in	K-AS-1-1-1-2	B-2-F04S-F04S-1.35in							SH.50.1".0309.16
	EVA-0411	288	384	187	250	C-A-2-11-1-111	D-212-0.438x0.291in	K-AS-2-1-1-2	B-2-F04S-F04S-1.35in							SH.50.1".0411.16
1 1/2"	EVA-0411	288	384	187	250	C-A-2-11-1-111	D-212-0.563x0.340in	K-AS-2-1-1-2	B-2-F05S-F04S-1.57in							SH.50.1 1/2".0411.16
	EVA-0514	572	763	372	496	C-A-3-11-1-111	D-312-0.563x0.340in	K-AS-3-1-1-2	B-2-F05M-F05M-2.07in							SH.50.1 1/2".0514.16
2"	EVA-0514	572	763	372	496	C-A-3-11-1-111	D-312-0.563x0.340in	K-AS-3-1-1-2	B-2-F05M-F05M-2.05in							SH.50.2".0514.16
	EVA-0717	1,144	1,526	744	992	C-A-4-11-1-111	D-412-0.563x0.340in	K-AS-4-1-1-2	B-2-F05M-F07M-2.05in							SH.50.2".0717.16
2 1/2"	EVA-0717	1,144	1,526	744	992	C-A-4-11-1-111	D-412-1.000x0.748in	K-AS-4-1-1-2	B-2-F10L-F10L-2.77in							SH.50.2 1/2".0717.16
	EVA-0717	1,144	1,526	744	992	C-A-4-11-1-111	D-412-1.000x0.748in	K-AS-4-1-1-2	B-2-F10L-F10L-2.77in							SH.50.2 1/2".0717.16
3"	EVA-0717	1,144	1,526	744	992	C-A-4-11-1-111	D-412-1.000x0.748in	K-AS-4-1-1-2	B-2-F10L-F10L-2.77in							SH.50.3".0717.16
	EVA-1022	2,289	3,051	1,488	1,983	C-A-5-11-1-111	D-512-1.000x0.748in	K-AS-5-1-1-2	B-2-F10L-F10L-3.02in							SH.50.3".1022.16
4"	EVA-1022	2,289	3,051	1,488	1,983	C-A-5-11-1-111	D-512-1.000x0.748in	K-AS-5-1-1-2	B-2-F10L-F10L-3.06in							SH.50.4".1022.16
	EVA-1227	4,577	6,103	2,975	3,967	C-A-6-11-1-111	D-612-1.000x0.748in	K-AS-6-1-1-2	B-2-F10L-F12L-3.06in							SH.50.4".1227.16
6"	EVA-1227	4,577	6,103	2,975	3,967	C-A-6-11-1-111	D-612-1.720x1.018in	K-AS-6-1-1-2	#VALUE!							SH.50.6".1227.16
	EVA-1436	9,154	12,205	5,950	7,933	C-A-7-11-1-111	D-712-1.720x1.018in	K-AS-7-1-1-2	#VALUE!							SH.50.6".1436.16
8"	EVA-1227	4,577	6,103	2,975	3,967	C-A-6-11-1-111	D-612-1.720x1.018in	K-AS-6-1-1-2	#VALUE!							SH.50.8".1227.16
	EVA-1436	9,154	12,205	5,950	7,933	C-A-7-11-1-111	D-712-1.720x1.018in	K-AS-7-1-1-2	#VALUE!							SH.50.8".1436.16
10"	EVA-1436	9,154	12,205	5,950	7,933	C-A-7-11-1-111	D-712-1.970x1.377in	K-AS-7-1-1-2	#VALUE!							SH.50.10".1436.16
	#VALUE!	288	763	744	1,983	C-A-0-11-1-111	#VALUE!	#VALUE!	#VALUE!							#VALUE!
12"	EVA-1436	9,154	12,205	5,950	7,933	C-A-7-11-1-111	D-712-1.970x1.377in	K-AS-7-1-1-2	#VALUE!							SH.50.12".1436.16
	#VALUE!	288	763	744	1,983	C-A-0-11-1-111	#VALUE!	#VALUE!	#VALUE!							#VALUE!

Disclaimer: Based on information available from valve manufacturer. All dimensions to be verified by customer prior to purchase confirmation.

Note*: Only for actuator and hardware required for mounting to valve. Order auxiliary add-ons (e.g., solenoid valve, lockout & PST, limit switch, chemical resistant adder, etc.) separately. If buyer requires assembly of auxiliary add-ons and/or valve, labor will be charged separately.