

Generic Input		Easytork internal use only	
Valve Brand	Sharpe	Valve Brand Truncate	SH
Series	70 / FS70	Series Truncate	70
Input: 1 = mm / 2 = in	2		
Safety Factor	25%		

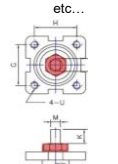
Actuator Design Year 16

Valve Input

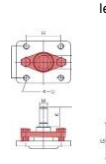
Valve Torque		Direct Mount Check		Section Only For Non Direct Mount ("D.M"), Otherwise Leave Blank						Valve Dimension						
				Bracket Check		Extended Shaft Check		Buyer Preference		Valve Info		Valve Flange Dimension		Valve Stem Shape and Dimension		
Published valve torque	Incl. safety factor	Any obstruction over flange?	Possible obstruction for std. Easytork bracket?	Out. dia. of obstruction over flange surface	Are bolts for packing gland close to valve stem height?	If bolts interfere with valve stem, what is inside dia. between bolts?	If w/ bracket: How much valve stem capture?	If known, capturable valve stem height	In ISO (i.e. F05)	Flange to top of valve stem	Stem Shape	Valve stem dimension in in or mm	V	V1	V2	
Valve Size	in-lb	in-lb	1=Yes / 0=No	1=Yes / 0=No	in/mm	1=Yes / 0=No	in/mm	in/mm	in/mm	in/mm	in/mm	Key	in / mm	in/mm	in/mm	in/mm
1/2"	80	100	Yes	Yes	1.180	No	0.300	0.327	F04	0.74	2	in	0.394	0.264		
3/4"	95	119	Yes	Yes	1.180	No	0.300	0.327	F04	0.74	2	in	0.394	0.264		
1"	180	225	Yes	Yes	1.380	No	0.370	0.390	F05	0.83	2	in	0.472	0.343		
1 1/2"	400	500	Yes	Yes	2.170	No	0.520	0.579	F07	1.41	2	in	0.709	0.512		
2"	600	750	Yes	Yes	2.170	No	0.520	0.579	F07	1.41	2	in	0.709	0.512		
2 1/2"	1,200	1,500	Yes	No		No	0.650	0.689	F10	1.93	2	in	1.024	0.807		
3"	1,500	1,875	Yes	No		No	0.650	0.689	F10	1.93	2	in	1.024	0.807		
4"	2,500	3,125	Yes	No		No	0.650	0.689	F10	1.93	2	in	1.024	0.807		
		0														
		0														
		0														
		0														
		0														
		0														
		0														
		0														
		0														
		0														
		0														

Notes:

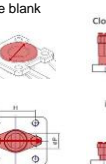
le. Gland, capi, etc...



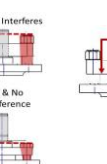
If not known, leave blank



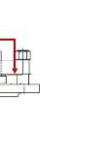
Close & Interferes



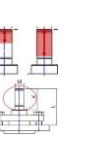
Far & No interference



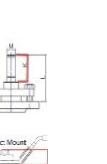
If not known, leave blank



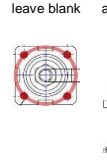
If not known, leave blank



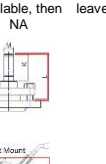
If not known, leave blank



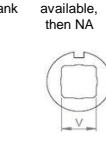
If not known, leave blank



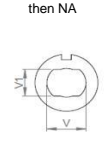
If info not available, then NA



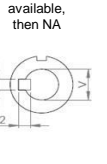
If not known, leave blank



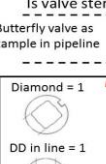
If info not available, then NA



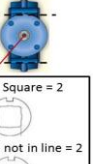
If info not available, then NA



If info not available, then NA




If info not available, then NA

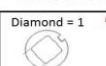


When Valve Is CLOSED Is valve stem:

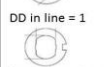
Butterfly valve as example in pipeline




Diamond = 1



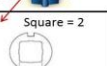
DD in line = 1



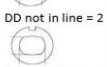
Key in line = 1




Square = 2



DD not in line = 2



Key not in line = 2



Disclaimer: Based on information available from valve manufacturer. All dimensions to be verified by customer prior to purchase confirmation.

Valve Size	Required Actuator Range	Actuator Torque (Actual torque, no additional safety factor included)				Individual Part Order Code* (If ordered with the below order codes, Easytork will ship each part as standalone)				2017 List Price					Complete Actuator to Valve Order Code*	
		DA @ 60PSI	DA @ 80PSI	FS @ 60PSI	FS @ 80PSI	Actuator	Insert	Extended Shaft	Bracket	Actuator +	Insert +	Extended Shaft +	Bracket or Plate +	= Total Package: Actuator and hardware for mounting to valve		
1/2"	EVA-0309	146	195	95	127	C-A-1-11-1-111	D-112-0.394x0.264in	K-AS-1-1-1-2	B-2-F04S-F04S-1.44in							SH.70.1/2".0309.16
	EVA-0411	288	384	187	250	C-A-2-11-1-111	D-212-0.394x0.264in	K-AS-2-1-1-2	B-2-F04S-F04S-1.44in							SH.70.1/2".0411.16
3/4"	EVA-0309	146	195	95	127	C-A-1-11-1-111	D-112-0.394x0.264in	K-AS-1-1-1-2	B-2-F04S-F04S-1.44in							SH.70.3/4".0309.16
	EVA-0411	288	384	187	250	C-A-2-11-1-111	D-212-0.394x0.264in	K-AS-2-1-1-2	B-2-F04S-F04S-1.44in							SH.70.3/4".0411.16
1"	EVA-0411	288	384	187	250	C-A-2-11-1-111	D-212-0.472x0.343in	K-AS-2-1-1-2	B-2-F05S-F04S-1.46in							SH.70.1".0411.16
	EVA-0514	572	763	372	496	C-A-3-11-1-111	D-312-0.472x0.343in	K-AS-3-1-1-2	B-2-F05S-F05S-1.96in							SH.70.1".0514.16
1 1/2"	EVA-0514	572	763	372	496	C-A-3-11-1-111	D-312-0.709x0.512in	K-AS-3-1-1-2	B-2-F07M-F05M-2.39in							SH.70.1 1/2".0514.16
	EVA-0717	1,144	1,526	744	992	C-A-4-11-1-111	D-412-0.709x0.512in	K-AS-4-1-1-2	B-2-F07M-F07M-2.39in							SH.70.1 1/2".0717.16
2"	EVA-0514	572	763	372	496	C-A-3-11-1-111	D-312-0.709x0.512in	K-AS-3-1-1-2	B-2-F07M-F05M-2.39in							SH.70.2".0514.16
	EVA-0717	1,144	1,526	744	992	C-A-4-11-1-111	D-412-0.709x0.512in	K-AS-4-1-1-2	B-2-F07M-F07M-2.39in							SH.70.2".0717.16
2 1/2"	EVA-0717	1,144	1,526	744	992	C-A-4-11-1-111	D-412-1.024x0.807in	K-AS-4-1-1-2	B-2-F10L-F10L-2.78in							SH.70.2 1/2".0717.16
	EVA-1022	2,289	3,051	1,488	1,983	C-A-5-11-1-111	D-512-1.024x0.807in	K-AS-5-1-1-2	B-2-F10L-F10L-3.03in							SH.70.2 1/2".1022.16
3"	EVA-1022	2,289	3,051	1,488	1,983	C-A-5-11-1-111	D-512-1.024x0.807in	K-AS-5-1-1-2	B-2-F10L-F10L-3.03in							SH.70.3".1022.16
	EVA-1227	4,577	6,103	2,975	3,967	C-A-6-11-1-111	D-612-1.024x0.807in	K-AS-6-1-1-2	B-2-F10L-F12L-3.03in							SH.70.3".1227.16
4"	EVA-1227	4,577	6,103	2,975	3,967	C-A-6-11-1-111	D-612-1.024x0.807in	K-AS-6-1-1-2	B-2-F10L-F12L-3.03in							SH.70.4".1227.16
	EVA-1436	9,154	12,205	5,950	7,933	C-A-7-11-1-111	D-712-1.024x0.807in	K-AS-7-1-1-2	B-2-F10XL-F14XL-3.28in							SH.70.4".1436.16

Easytork will ship the actuator, insert, extended shaft, and bracket unassembled in one SKU box.

Refer to [Assembly & Labor](#) tab if buyer wants Easytork to assemble items together.

Disclaimer: Based on information available from valve manufacturer. All dimensions to be verified by customer prior to purchase confirmation.

Note*: Only for actuator and hardware required for mounting to valve. Order auxiliary add-ons (e.g., solenoid valve, lockout & PST, limit switch, chemical resistant adder, etc.) separately. If buyer requires assembly of auxiliary add-ons and/or valve, labor will be charged separately.