

Generic Input		Easytork internal use only	
Valve Brand	Sharpe	Valve Brand Truncate	SH
Series	89 / FS89 / M89	Series Truncate	89
Input: 1 = mm / 2 = in	2		
Safety Factor	25%		

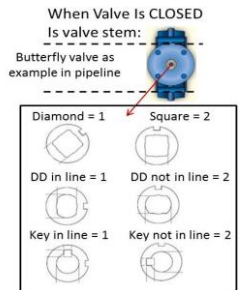
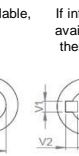
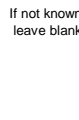
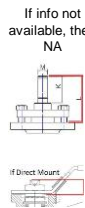
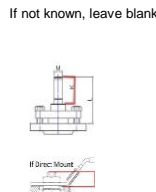
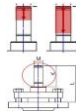
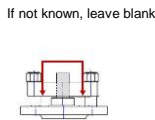
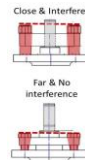
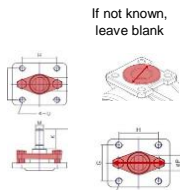
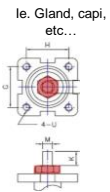
Actuator Design Year

16

Valve Input

Valve Torque		Direct Mount Check		Section Only For Non Direct Mount ("D.M"), Otherwise Leave Blank						Valve Dimension							
				Bracket Check		Extended Shaft Check		Buyer Preference		Valve Info		Valve Flange Dimension		Valve Stem Shape and Dimension			
Published valve torque	Incl. safety factor	Any obstruction over flange?		Possible obstruction for std. Easytork bracket?	Out. dia. of obstruction over flange surface	Are bolts for packing gland close to valve stem height?	If bolts interfere with valve stem, what is inside dia. between bolts?	If w/ bracket: How much valve stem capture?	If known, capturable valve stem height	In ISO (i.e. F05) or in	Flange to top of valve stem	Stem Shape	Valve stem dimension in in or mm	V Sq - sq DD - bore b+k - bore	V1 Sq - sq DD - flat b+k - key	V2 b+k - key (leave blank if Sq or DD)	Insert orientation when valve is CLOSED. If Sq 1=diamond / 2=Square If DD or B+K 1=in line / 2=not in line
Valve Size	in-lb	in-lb	1=Yes / 0=No	1=Yes / 0=No	in/mm	1=Yes / 0=No	in/mm	in/mm	in/mm	in/mm	in/mm	Key	in / mm	in/mm	in/mm	in/mm	1 = Diamond or in line / 2=Square or not in line
1/4"	85	106	Yes	Yes	1.180	No		0.300	0.33	F04	0.74	2	in	0.394	0.264		
3/8"	85	106	Yes	Yes	1.180	No		0.300	0.33	F04	0.74	2	in	0.394	0.264		
1/2"	110	138	Yes	Yes	1.180	No		0.300	0.33	F04	0.74	2	in	0.394	0.264		
3/4"	145	181	Yes	Yes	1.380	No		0.320	0.37	F05	0.83	2	in	0.472	0.343		
1"	295	369	Yes	Yes	1.380	No		0.320	0.37	F05	0.83	2	in	0.472	0.343		
1 1/4"	490	613	Yes	Yes	2.170	No		0.500	0.54	F07	1.41	2	in	0.709	0.512		
1 1/2"	690	863	Yes	Yes	2.170	No		0.500	0.54	F07	1.41	2	in	0.709	0.512		
2"	980	1,225	Yes	No		No		0.500	0.59	F10	1.70	2	in	0.886	0.630		
2 1/2"	1,200	1,500	Yes	No		No		0.630	0.68	F10	1.93	2	in	1.024	0.807		
3"	1,800	2,250	Yes	No		No		0.630	0.68	F10	1.93	2	in	1.024	0.807		
0																	
0																	
0																	
0																	
0																	
0																	
0																	
0																	
0																	
0																	
0																	

Notes:



Disclaimer: Based on information available from valve manufacturer. All dimensions to be verified by customer prior to purchase confirmation.

Valve Size	Required Actuator Range	Actuator Torque (Actual torque, no additional safety factor included)				Individual Part Order Code* (If ordered with the below order codes, Easytork will ship each part as standalone)				2017 List Price					Complete Actuator to Valve Order Code*
		DA @ 60PSI	DA @ 80PSI	FS @ 60PSI	FS @ 80PSI	Actuator	Insert	Extended Shaft	Bracket	Actuator +	Insert +	Extended Shaft +	Bracket or Plate +	= Total Package: Actuator and hardware for mounting to valve	
1/4"	EVA-0309	146	195	95	127	C-A-1-11-1-111	D-112-0.394x0.264in	K-AS-1-1-1-2	B-2-F04S-F04S-1.44in						SH.89.1/4".0309.16
	EVA-0411	288	384	187	250	C-A-2-11-1-111	D-212-0.394x0.264in	K-AS-2-1-1-2	B-2-F04S-F04S-1.44in						SH.89.1/4".0411.16
3/8"	EVA-0309	146	195	95	127	C-A-1-11-1-111	D-112-0.394x0.264in	K-AS-1-1-1-2	B-2-F04S-F04S-1.44in						SH.89.3/8".0309.16
	EVA-0411	288	384	187	250	C-A-2-11-1-111	D-212-0.394x0.264in	K-AS-2-1-1-2	B-2-F04S-F04S-1.44in						SH.89.3/8".0411.16
1/2"	EVA-0309	146	195	95	127	C-A-1-11-1-111	D-112-0.394x0.264in	K-AS-1-1-1-2	B-2-F04S-F04S-1.44in						SH.89.1/2".0309.16
	EVA-0411	288	384	187	250	C-A-2-11-1-111	D-212-0.394x0.264in	K-AS-2-1-1-2	B-2-F04S-F04S-1.44in						SH.89.1/2".0411.16
3/4"	EVA-0309	146	195	95	127	C-A-1-11-1-111	D-112-0.472x0.343in	K-AS-1-1-1-2	B-2-F05S-F04S-1.51in						SH.89.3/4".0309.16
	EVA-0411	288	384	187	250	C-A-2-11-1-111	D-212-0.472x0.343in	K-AS-2-1-1-2	B-2-F05S-F04S-1.51in						SH.89.3/4".0411.16
1"	EVA-0411	288	384	187	250	C-A-2-11-1-111	D-212-0.472x0.343in	K-AS-2-1-1-2	B-2-F05S-F04S-1.51in						SH.89.1".0411.16
	EVA-0514	572	763	372	496	C-A-3-11-1-111	D-312-0.472x0.343in	K-AS-3-1-1-2	B-2-F05M-F05M-2.01in						SH.89.1".0514.16
1 1/4"	EVA-0514	572	763	372	496	C-A-3-11-1-111	D-312-0.709x0.512in	K-AS-3-1-1-2	B-2-F07M-F05M-2.41in						SH.89.1 1/4".0514.16
	EVA-0717	1,144	1,526	744	992	C-A-4-11-1-111	D-412-0.709x0.512in	K-AS-4-1-1-2	B-2-F07M-F07M-2.41in						SH.89.1 1/4".0717.16
1 1/2"	EVA-0514	572	763	372	496	C-A-3-11-1-111	D-312-0.709x0.512in	K-AS-3-1-1-2	B-2-F07M-F05M-2.41in						SH.89.1 1/2".0514.16
	EVA-0717	1,144	1,526	744	992	C-A-4-11-1-111	D-412-0.709x0.512in	K-AS-4-1-1-2	B-2-F07M-F07M-2.41in						SH.89.1 1/2".0717.16
2"	EVA-0717	1,144	1,526	744	992	C-A-4-11-1-111	D-412-0.886x0.630in	K-AS-4-1-1-2	B-2-F10L-F10L-2.7in						SH.89.2".0717.16
	EVA-1022	2,289	3,051	1,488	1,983	C-A-5-11-1-111	D-512-0.886x0.630in	K-AS-5-1-1-2	B-2-F10L-F10L-2.95in						SH.89.2".1022.16
2 1/2"	EVA-0717	1,144	1,526	744	992	C-A-4-11-1-111	D-412-1.024x0.807in	K-AS-4-1-1-2	B-2-F10L-F10L-2.8in						SH.89.2 1/2".0717.16
	EVA-1022	2,289	3,051	1,488	1,983	C-A-5-11-1-111	D-512-1.024x0.807in	K-AS-5-1-1-2	B-2-F10L-F10L-3.05in						SH.89.2 1/2".1022.16
3"	EVA-1022	2,289	3,051	1,488	1,983	C-A-5-11-1-111	D-512-1.024x0.807in	K-AS-5-1-1-2	B-2-F10L-F10L-3.05in						SH.89.3".1022.16
	EVA-1227	4,577	6,103	2,975	3,967	C-A-6-11-1-111	D-612-1.024x0.807in	K-AS-6-1-1-2	B-2-F10L-F12L-3.05in						SH.89.3".1227.16

Easytork will ship the actuator, insert, extended shaft, and bracket unassembled in one SKU box.

Refer to [Assembly & Labor](#) tab if buyer wants Easytork to assemble items together.

Disclaimer: Based on information available from valve manufacturer. All dimensions to be verified by customer prior to purchase confirmation.

Note*: Only for actuator and hardware required for mounting to valve. Order auxiliary add-ons (e.g., solenoid valve, lockout & PST, limit switch, chemical resistant adder, etc.) separately. If buyer requires assembly of auxiliary add-ons and/or valve, labor will be charged separately.