

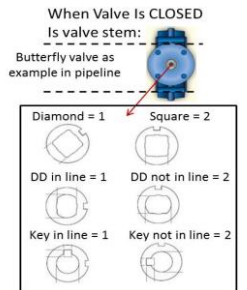
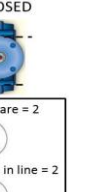
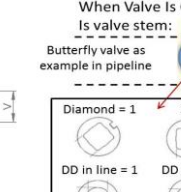
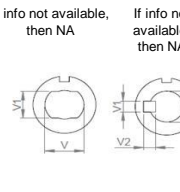
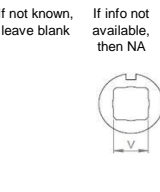
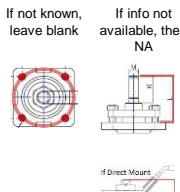
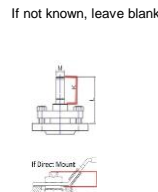
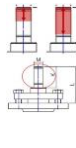
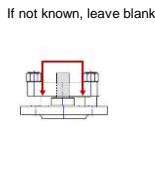
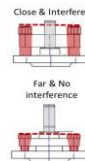
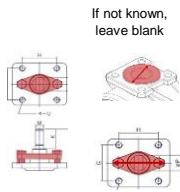
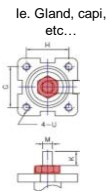
Generic Input		Easytork internal use only	
Valve Brand	Sharpe	Valve Brand Truncate	SH
Series	99 / FS99	Series Truncate	99
Input: 1 = mm / 2 = in	2		
Safety Factor	25%		

Actuator Design Year 16

Valve Input

Direct Mount Check				Section Only For Non Direct Mount ("D.M"), Otherwise Leave Blank						Valve Dimension								
Valve Torque		Check		Bracket Check		Extended Shaft Check		Buyer Preference		Valve Info		Valve Flange		Valve Dimension		Valve Stem Shape and Dimension		Insert orientation when valve is CLOSED. If Sq 1=diamond / 2=Square If DD or B+K 1=in line / 2=not in line 1 = Diamond or in line / 2=Square or not in line
Published valve torque	Incl. safety factor	Any obstruction over flange?	Possible obstruction for std. Easytork bracket?	Out. dia. of obstruction over flange surface	Are bolts for packing gland close to valve stem height?	If bolts interfere with valve stem, what is inside dia. between bolts	If w/ bracket: How much valve stem capture?	If known, capturable valve stem height	In ISO (i.e. F05)	Flange to top of valve stem	Stem Shape	Valve stem dimension in in or mm	V	V1	V2			
in-lb	in-lb	1=Yes / 0=No	1=Yes / 0=No	in/mm	1=Yes / 0=No	in/mm	in/mm	in/mm	in/mm	in/mm	Key	in / mm	in/mm	in/mm	in/mm			
1/4"	60	75	Yes	No	No	No	0.300	0.34	F03	0.52	2	in	0.375	0.220				
3/8"	60	75	Yes	No	No	No	0.300	0.34	F03	0.52	2	in	0.375	0.220				
1/2"	80	100	Yes	No	No	No	0.300	0.39	F03	0.52	2	in	0.375	0.220				
3/4"	100	125	Yes	No	No	No	0.500	0.52	F04	0.72	2	in	0.438	0.295				
1"	200	250	Yes	No	No	No	0.500	0.53	F04	0.73	2	in	0.438	0.295				
1 1/4"	300	375	Yes	No	No	No	0.630	0.73	F05	1.17	2	in	0.563	0.342				
1 1/2"	450	563	Yes	No	No	No	0.630	0.73	F05	1.19	2	in	0.563	0.342				
2"	700	875	Yes	No	No	No	0.630	0.74	F07	2.03	2	in	0.787	0.551				
2 1/2"	1,100	1,375	Yes	No	No	No	0.630	0.69	F10	2.25	2	in	1.000	0.748				
3"	1,700	2,125	Yes	No	No	No	0.630	0.69	F10	2.25	2	in	1.000	0.748				
0																		
0																		
0																		
0																		
0																		
0																		
0																		
0																		

Notes:



Disclaimer: Based on information available from valve manufacturer. All dimensions to be verified by customer prior to purchase confirmation.

Valve Size	Required Actuator Range	Actuator Torque (Actual torque, no additional safety factor included)				Individual Part Order Code* (If ordered with the below order codes, Easytork will ship each part as standalone)				2017 List Price					Complete Actuator to Valve Order Code*	
		DA @ 60PSI	DA @ 80PSI	FS @ 60PSI	FS @ 80PSI	Actuator	Insert	Extended Shaft	Bracket	Actuator +	Insert +	Extended Shaft +	Bracket or Plate +	= Total Package: Actuator and hardware for mounting to valve		
1/4"	EVA-0309	146	195	95	127	C-A-1-11-1-111	D-112-0.375x0.220in	K-AS-1-1-1-2	B-2-F03S-F04S-1.22in							SH.99.1/4".0309.16
	EVA-0309	146	195	95	127	C-A-1-11-1-111	D-112-0.375x0.220in	K-AS-1-1-1-2	B-2-F03S-F04S-1.22in							SH.99.1/4".0309.16
3/8"	EVA-0309	146	195	95	127	C-A-1-11-1-111	D-112-0.375x0.220in	K-AS-1-1-1-2	B-2-F03S-F04S-1.22in							SH.99.3/8".0309.16
	EVA-0309	146	195	95	127	C-A-1-11-1-111	D-112-0.375x0.220in	K-AS-1-1-1-2	B-2-F03S-F04S-1.22in							SH.99.3/8".0309.16
1/2"	EVA-0309	146	195	95	127	C-A-1-11-1-111	D-112-0.375x0.220in	K-AS-1-1-1-2	B-2-F03S-F04S-1.22in							SH.99.1/2".0309.16
	EVA-0411	288	384	187	250	C-A-2-11-1-111	D-212-0.375x0.220in	K-AS-2-1-1-2	B-2-F03S-F04S-1.22in							SH.99.1/2".0411.16
3/4"	EVA-0309	146	195	95	127	C-A-1-11-1-111	D-112-0.438x0.295in	K-AS-1-1-1-2	B-2-F04S-F04S-1.22in							SH.99.3/4".0309.16
	EVA-0411	288	384	187	250	C-A-2-11-1-111	D-212-0.438x0.295in	K-AS-2-1-1-2	B-2-F04S-F04S-1.22in							SH.99.3/4".0411.16
1"	EVA-0411	288	384	187	250	C-A-2-11-1-111	D-212-0.438x0.295in	K-AS-2-1-1-2	B-2-F04S-F04S-1.23in							SH.99.1".0411.16
	EVA-0514	572	763	372	496	C-A-3-11-1-111	D-312-0.438x0.295in	K-AS-3-1-1-2	B-2-F04S-F05S-1.73in							SH.99.1".0514.16
1 1/4"	EVA-0411	288	384	187	250	C-A-2-11-1-111	D-212-0.563x0.342in	K-AS-2-1-1-2	B-2-F05S-F04S-1.54in							SH.99.1 1/4".0411.16
	EVA-0514	572	763	372	496	C-A-3-11-1-111	D-312-0.563x0.342in	K-AS-3-1-1-2	B-2-F05M-F05M-2.04in							SH.99.1 1/4".0514.16
1 1/2"	EVA-0514	572	763	372	496	C-A-3-11-1-111	D-312-0.563x0.342in	K-AS-3-1-1-2	B-2-F05M-F05M-2.06in							SH.99.1 1/2".0514.16
	EVA-0717	1,144	1,526	744	992	C-A-4-11-1-111	D-412-0.563x0.342in	K-AS-4-1-1-2	B-2-F05M-F07M-2.06in							SH.99.1 1/2".0717.16
2"	EVA-0717	1,144	1,526	744	992	C-A-4-11-1-111	D-412-0.787x0.551in	K-AS-4-1-1-2	B-2-F07L-F10L-2.9in							SH.99.2".0717.16
	EVA-1022	2,289	3,051	1,488	1,983	C-A-5-11-1-111	D-512-0.787x0.551in	K-AS-5-1-1-2	#VALUE!							SH.99.2".1022.16
2 1/2"	EVA-0717	1,144	1,526	744	992	C-A-4-11-1-111	D-412-1.000x0.748in	K-AS-4-1-1-2	B-2-F10L-F10L-3.12in							SH.99.2 1/2".0717.16
	EVA-1022	2,289	3,051	1,488	1,983	C-A-5-11-1-111	D-512-1.000x0.748in	K-AS-5-1-1-2	#VALUE!							SH.99.2 1/2".1022.16
3"	EVA-1022	2,289	3,051	1,488	1,983	C-A-5-11-1-111	D-512-1.000x0.748in	K-AS-5-1-1-2	#VALUE!							SH.99.3".1022.16
	EVA-1227	4,577	6,103	2,975	3,967	C-A-6-11-1-111	D-612-1.000x0.748in	K-AS-6-1-1-2	B-2-F10XL-F14XL-3.37in							SH.99.3".1227.16

Disclaimer: Based on information available from valve manufacturer. All dimensions to be verified by customer prior to purchase confirmation.

Note*: Only for actuator and hardware required for mounting to valve. Order auxiliary add-ons (e.g., solenoid valve, lockout & PST, limit switch, chemical resistant adder, etc.) separately. If buyer requires assembly of auxiliary add-ons and/or valve, labor will be charged separately.