

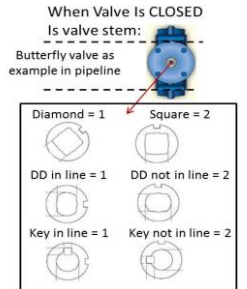
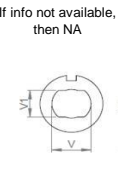
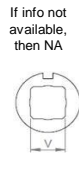
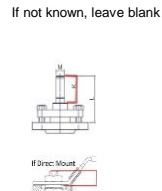
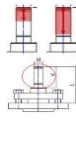
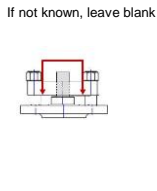
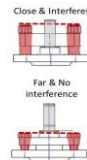
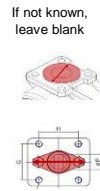
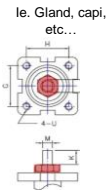
Generic Input		Easytork internal use only	
Valve Brand	Sure Seal	Valve Brand Truncate	SS
Series	600-622	Series Truncate	600
Input: 1 = mm / 2 = in	2		
Safety Factor	25%		

Actuator Design Year   19

Valve Input

Direct Mount Check				Section Only For Non Direct Mount ("D.M"), Otherwise Leave Blank						Valve Dimension										
Valve Torque		Check		Bracket Check		Extended Shaft Check		Buyer Preference		Valve Info		Valve Flange		Valve Dimension		Valve Stem Shape and Dimension				
Published valve torque	Incl. safety factor	Any obstruction over flange?		Possible obstruction for std. Easytork bracket?	Out. dia. of obstruction over flange surface	Are bolts for packing gland close to valve stem height?	If bolts interfere with valve stem, what is inside dia. between bolts	If w/ bracket: How much valve stem capture?	If known, capturable valve stem height	In ISO (i.e. F05)	Flange to top of valve stem	Stem Shape	Valve stem dimension in in or mm	V	V1	V2	Insert orientation when valve is CLOSED. If Sq 1=diamond / 2=square If DD or B+K 1=in line / 2=not in line			
Valve Size	in-lb	in-lb	1=Yes / 0=No	1=Yes / 0=No	in/mm	1=Yes / 0=No	in/mm	in/mm	in/mm	in/mm	in/mm	in/mm	Key	in / mm	in/mm	in/mm	in/mm	1 = Diamond or in line / 2=Square or not in line		
2"	106	133	No								F07	1.25	2	in	0.500	0.375			1	
2 1/2"	163	204	No								F07	1.25	2	in	0.500	0.375			1	
3"	220	275	No								F07	1.25	2	in	0.500	0.375			1	
4"	323	404	No								F07	1.25	2	in	0.625	0.438			1	
5"	481	601	No								F07	1.25	2	in	0.625	0.438			1	
6"	691	864	No								F07	1.25	2	in	0.750	0.500			1	
8"	1,183	1,479	No								F12	1.75	2	in	0.875	0.625			1	
10"	1,872	2,340	No								F12	2.00	3	in	1.125	0.250	0.250		1	
12"	2,795	3,494	No								F12	2.00	3	in	1.125	0.250	0.250		1	
14"	3,070	3,838	No								F12	3.00	3	in	1.250	0.313	0.313		1	
16"	4,880	6,100	No								F12	3.00	3	in	1.313	0.375	0.375		1	
18"	7,243	9,054	No								F16	4.25	3	in	1.500	0.375	0.375		1	
20"	9,180	11,475	No								F16	4.25	3	in	1.625	0.375	0.375		1	
		0																		
		0																		
		0																		
		0																		
		0																		

Notes:



**Disclaimer: Based on information available from valve manufacturer. All dimensions to be verified by customer prior to purchase confirmation.**

Valve Size	Required Actuator Range	Actuator Torque (Actual torque, no additional safety factor included)				Individual Part Order Code* (If ordered with the below order codes, Easytork will ship each part as standalone)				Note	Complete Actuator to Valve Order Code*
		DA @ 60PSI	DA @ 80PSI	FS @ 60PSI	FS @ 80PSI	Actuator	Insert	Extended Shaft	Bracket		
2"	EVA-0514	572	763	372	496	C-A-3-11-1-111	D-312-0.500x0.375in			Direct mount	SS.600.2".0514.19
	EVA-0514	572	763	372	496	C-A-3-11-1-111	D-312-0.500x0.375in			Direct mount	SS.600.2".0514.19
2 1/2"	EVA-0514	572	763	372	496	C-A-3-11-1-111	D-312-0.500x0.375in			Direct mount	SS.600.2 1/2".0514.19
	EVA-0514	572	763	372	496	C-A-3-11-1-111	D-312-0.500x0.375in			Direct mount	SS.600.2 1/2".0514.19
3"	EVA-0514	572	763	372	496	C-A-3-11-1-111	D-312-0.500x0.375in			Direct mount	SS.600.3".0514.19
	EVA-0514	572	763	372	496	C-A-3-11-1-111	D-312-0.500x0.375in			Direct mount	SS.600.3".0514.19
4"	EVA-0514	572	763	372	496	C-A-3-11-1-111	D-312-0.625x0.438in			Direct mount	SS.600.4".0514.19
	EVA-0717	1,144	1,526	744	992	C-A-4-11-1-111	D-412-0.625x0.438in			Direct mount	SS.600.4".0717.19
5"	EVA-0514	572	763	372	496	C-A-3-11-1-111	D-312-0.625x0.438in			Direct mount	SS.600.5".0514.19
	EVA-0717	1,144	1,526	744	992	C-A-4-11-1-111	D-412-0.625x0.438in			Direct mount	SS.600.5".0717.19
6"	EVA-0717	1,144	1,526	744	992	C-A-4-11-1-111	D-412-0.750x0.500in			Direct mount	SS.600.6".0717.19
	EVA-1022	2,289	3,051	1,488	1,983	C-A-5-11-1-111	D-512-0.750x0.500in			Direct mount	SS.600.6".1022.19
8"	EVA-1022	2,289	3,051	1,488	1,983	C-A-5-11-1-111	D-512-0.875x0.625in			Direct mount	SS.600.8".1022.19
	EVA-1227	4,577	6,103	2,975	3,967	C-A-6-11-1-111	D-612-0.875x0.625in			Direct mount	SS.600.8".1227.19
10"	EVA-1022	2,289	3,051	1,488	1,983	C-A-5-11-1-111	D-513-1.125x0.250x0.250in	P-1-F1012-F1012-0.24in (order 4)		Spacer plate (order code given) to direct mount	SS.600.10".1022.19
	EVA-1227	4,577	6,103	2,975	3,967	C-A-6-11-1-111	D-613-1.125x0.250x0.250in			Direct mount	SS.600.10".1227.19
12"	EVA-1227	4,577	6,103	2,975	3,967	C-A-6-11-1-111	D-613-1.125x0.250x0.250in			Direct mount	SS.600.12".1227.19
	EVA-1436	9,154	12,205	5,950	7,933	C-A-7-11-1-111	D-713-1.125x0.250x0.250in			Direct mount	SS.600.12".1436.19
14"	EVA-1227	4,577	6,103	2,975	3,967	C-A-6-11-1-111	D-613-1.250x0.313x0.313in	P-1-F1012-F1012-0.24in (order 6)		Spacer plate (order code given) to direct mount	SS.600.14".1227.19
	EVA-1436	9,154	12,205	5,950	7,933	C-A-7-11-1-111	D-713-1.250x0.313x0.313in			Direct mount	SS.600.14".1436.19
16"	EVA-1227	4,577	6,103	2,975	3,967	C-A-6-11-1-111	D-613-1.313x0.375x0.375in	P-1-F1012-F1012-0.24in (order 6)		Spacer plate (order code given) to direct mount	SS.600.16".1227.19
	EVA-1436	9,154	12,205	5,950	7,933	C-A-7-11-1-111	D-713-1.313x0.375x0.375in			Direct mount	SS.600.16".1436.19
18"	EVA-1436	9,154	12,205	5,950	7,933	C-A-7-11-1-111	D-713-1.500x0.375x0.375in		Custom spacer plate	Spacer plate to direct mount	SS.600.18".1436.19
	EVA-1646	18,308	24,411	11,900	15,867	C-A-8-11-1-111	D-813-1.500x0.375x0.375in			Direct mount	SS.600.18".1646.19
20"	EVA-1436	9,154	12,205	5,950	7,933	C-A-7-11-1-111	D-713-1.625x0.375x0.375in		Custom spacer plate	Spacer plate to direct mount	SS.600.20".1436.19
	EVA-1646	18,308	24,411	11,900	15,867	C-A-8-11-1-111	D-813-1.625x0.375x0.375in			Direct mount	SS.600.20".1646.19

**Disclaimer: Based on information available from valve manufacturer. All dimensions to be verified by customer prior to purchase confirmation.**

**Note\*: Only for actuator and hardware required for mounting to valve. Order auxiliary add-ons (e.g., solenoid valve, lockout & PST, limit switch, chemical resistant adder, etc.) separately. If buyer requires assembly of auxiliary add-ons and/or valve, labor will be charged separately.**