

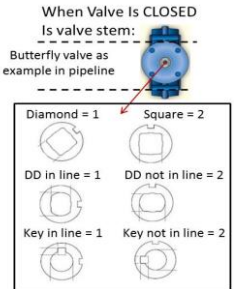
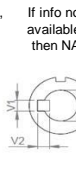
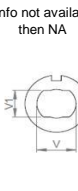
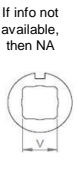
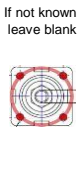
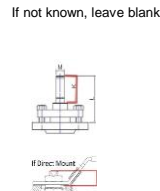
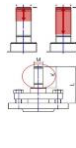
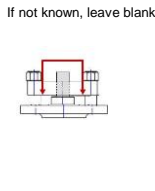
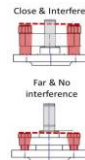
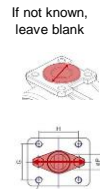
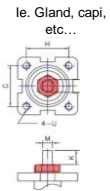
Generic Input		Easytork internal use only	
Valve Brand	Titan Flow Control	Valve Brand Truncate	TI
Series	BF 75 & BF 76	Series Truncate	BF7576
Input: 1 = mm / 2 = in	2		
Safety Factor	25%		

Actuator Design Year 19

Valve Input

Direct Mount Check				Section Only For Non Direct Mount ("D.M"), Otherwise Leave Blank						Valve Dimension								
Valve Torque		Check		Bracket Check		Extended Shaft Check		Buyer Preference		Valve Info		Valve Flange		Valve Dimension		Valve Stem Shape and Dimension		Insert orientation when valve is CLOSED. If Sq 1=diamond / 2=square If DD or B+K 1=in line / 2=not in line 1 = Diamond or in line / 2=Square or not in line
Published valve torque	Incl. safety factor	Any obstruction over flange?	Possible obstruction for std. Easytork bracket?	Out. dia. of obstruction over flange surface	Are bolts for packing gland close to valve stem height?	If bolts interfere with valve stem, what is inside dia. between bolts?	If w/ bracket: How much valve stem capture?	If known, capturable valve stem height	In ISO (i.e. F05)	Flange to top of valve stem	Stem Shape	Valve stem dimension in in or mm	V	V1	V2			
Valve Size	in-lb	in-lb	1=Yes / 0=No	1=Yes / 0=No	in/mm	1=Yes / 0=No	in/mm	in/mm	in/mm	in/mm	in/mm	in/mm	Key	in / mm	in/mm	in/mm	in/mm	
2"	105	131	No									2.76	1.26	2	in	0.500	0.370	
2 1/2"	163	204	No									2.76	1.26	2	in	0.500	0.370	
3"	219	274	No									2.76	1.26	2	in	0.500	0.370	
4"	322	403	No									2.76	1.26	2	in	0.630	0.440	
5"	481	601	No									2.76	1.26	2	in	0.750	0.500	
6"	690	863	No									2.76	1.26	2	in	0.750	0.500	
8"	1,182	1,478	No									4.02	1.75	2	in	0.870	0.630	
10"	1,872	2,340	No									4.92	1.50	3	in	1.130	0.315	0.315
12"	2,794	3,493	No									4.92	1.87	3	in	1.250	0.315	0.315
14"	3,069	3,836	No									4.92	1.77	3	in	1.250	0.315	0.315
16"	4,879	6,099	No									6.5	1.77	3	in	1.310	0.394	0.394
18"	7,243	9,054	No									6.5	2.01	3	in	1.500	0.394	0.394
20"	9,180	11,475	No									6.5	2.52	3	in	1.630	0.394	0.394
		0																
		0																
		0																
		0																
		0																
		0																

Notes:



Disclaimer: Based on information available from valve manufacturer. All dimensions to be verified by customer prior to purchase confirmation.

Valve Size	Required Actuator Range	Actuator Torque (Actual torque, no additional safety factor included)				Individual Part Order Code* (If ordered with the below order codes, Easytork will ship each part as standalone)				Note	Complete Actuator to Valve Order Code*
		DA @ 60PSI	DA @ 80PSI	FS @ 60PSI	FS @ 80PSI	Actuator	Insert	Extended Shaft	Bracket		
2"	EVA-0411	288	384	187	250	C-A-2-11-1-111	D-212-0.500x0.370in		Spacer plate	Direct mount with spacer plate	TI.BF7576.2".0411.19
	EVA-0514	572	763	372	496	C-A-3-11-1-111	D-312-0.500x0.370in			Direct mount	TI.BF7576.2".0514.19
2 1/2"	EVA-0411	288	384	187	250	C-A-2-11-1-111	D-212-0.500x0.370in		Spacer plate	Direct mount with spacer plate	TI.BF7576.2 1/2".0411.19
	EVA-0514	572	763	372	496	C-A-3-11-1-111	D-312-0.500x0.370in			Direct mount	TI.BF7576.2 1/2".0514.19
3"	EVA-0411	288	384	187	250	C-A-2-11-1-111	D-212-0.500x0.370in		Spacer plate	Direct mount with spacer plate	TI.BF7576.3".0411.19
	EVA-0514	572	763	372	496	C-A-3-11-1-111	D-312-0.500x0.370in			Direct mount	TI.BF7576.3".0514.19
4"	EVA-0514	572	763	372	496	C-A-3-11-1-111	D-312-0.630x0.440in		P-1-F07-F07-0.24in x 3	Direct mount with spacer plate (order code given)	TI.BF7576.4".0514.19
	EVA-0717	1,144	1,526	744	992	C-A-4-11-1-111	D-412-0.630x0.440in			Direct mount	TI.BF7576.4".0717.19
5"	EVA-0514	572	763	372	496	C-A-3-11-1-111	D-312-0.750x0.500in		P-1-F07-F07-0.24in x 3	Direct mount with spacer plate (order code given)	TI.BF7576.5".0514.19
	EVA-0717	1,144	1,526	744	992	C-A-4-11-1-111	D-412-0.750x0.500in			Direct mount	TI.BF7576.5".0717.19
6"	EVA-0717	1,144	1,526	744	992	C-A-4-11-1-111	D-412-0.750x0.500in			Direct mount	TI.BF7576.6".0717.19
	EVA-1022	2,289	3,051	1,488	1,983	C-A-5-11-1-111	D-512-0.750x0.500in			Direct mount	TI.BF7576.6".1022.19
8"	EVA-0717	1,144	1,526	744	992	C-A-4-11-1-111	D-412-0.870x0.630in		P-1-F1012-F1012-0.24in x 2	Direct mount with spacer plate (order code given)	TI.BF7576.8".0717.19
	EVA-1022	2,289	3,051	1,488	1,983	C-A-5-11-1-111	D-512-0.870x0.630in			Direct mount	TI.BF7576.8".1022.19
10"	EVA-1022	2,289	3,051	1,488	1,983	C-A-5-11-1-111	D-513-1.130x0.315x0.315in		P-1-F1012-F1012-0.24in x 2	Direct mount with spacer plate (order code given)	TI.BF7576.10".1022.19
	EVA-1227	4,577	6,103	2,975	3,967	C-A-6-11-1-111	D-613-1.130x0.315x0.315in			Direct mount	TI.BF7576.10".1227.19
12"	EVA-1227	4,577	6,103	2,975	3,967	C-A-6-11-1-111	D-613-1.250x0.315x0.315in		P-1-F1012-F1012-0.24in x 2	Direct mount with spacer plate (order code given)	TI.BF7576.12".1227.19
	EVA-1436	9,154	12,205	5,950	7,933	C-A-7-11-1-111	D-713-1.250x0.315x0.315in			Direct mount	TI.BF7576.12".1436.19
14"	EVA-1227	4,577	6,103	2,975	3,967	C-A-6-11-1-111	D-613-1.250x0.315x0.315in		P-1-F1012-F1012-0.24in x 2	Direct mount with spacer plate (order code given)	TI.BF7576.14".1227.19
	EVA-1436	9,154	12,205	5,950	7,933	C-A-7-11-1-111	D-713-1.250x0.315x0.315in			Direct mount	TI.BF7576.14".1436.19
16"	EVA-1436	9,154	12,205	5,950	7,933	C-A-7-11-1-111	D-713-1.310x0.394x0.394in			Direct mount	TI.BF7576.16".1436.19
	EVA-1646	18,308	24,411	11,900	15,867	C-A-8-11-1-111	D-813-1.310x0.394x0.394in			Direct mount	TI.BF7576.16".1646.19
18"	EVA-1436	9,154	12,205	5,950	7,933	C-A-7-11-1-111	D-713-1.500x0.394x0.394in		Spacer plate	Direct mount with spacer plate	TI.BF7576.18".1436.19
	EVA-1646	18,308	24,411	11,900	15,867	C-A-8-11-1-111	D-813-1.500x0.394x0.394in			Direct mount	TI.BF7576.18".1646.19
20"	EVA-1436	9,154	12,205	5,950	7,933	C-A-7-11-1-111	D-713-1.630x0.394x0.394in		Spacer plate	Direct mount with spacer plate	TI.BF7576.20".1436.19
	EVA-1646	18,308	24,411	11,900	15,867	C-A-8-11-1-111	D-813-1.630x0.394x0.394in			Direct mount	TI.BF7576.20".1646.19

Disclaimer: Based on information available from valve manufacturer. All dimensions to be verified by customer prior to purchase confirmation.

Note*: Only for actuator and hardware required for mounting to valve. Order auxiliary add-ons (e.g., solenoid valve, lockout & PST, limit switch, chemical resistant adder, etc.) separately. If buyer requires assembly of auxiliary add-ons and/or valve, labor will be charged separately.