

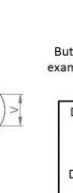
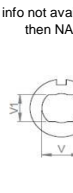
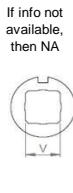
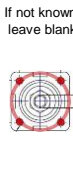
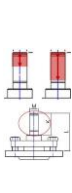
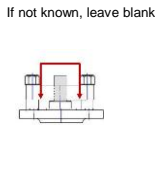
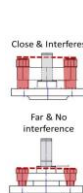
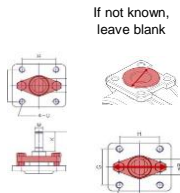
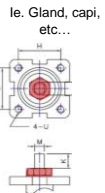
Generic Input		Easytork internal use only	
Valve Brand	DelVal	Valve Brand Truncate	DV
Series	50/52	Series Truncate	5052
Input: 1 = mm / 2 = in	2		
Safety Factor	15%		

Actuator Design Year 19

Valve Input

Valve Size	Direct Mount Check			Section Only For Non Direct Mount ("D.M"), Otherwise Leave Blank						Valve Dimension								
	Valve Torque		Any obstruction over flange?	Bracket Check		Extended Shaft Check		Buyer Preference		Valve Info		Valve Dimension		Valve Stem Shape and Dimension				
	Published valve torque	Incl. safety factor		Possible obstruction for std. Easytork bracket?	Out. dia. of obstruction over flange surface	Are bolts for packing gland close to valve stem height?	If bolts interfere with valve stem, what is inside dia. between bolts	If w/ bracket: How much valve stem capture?	If known, capturable valve stem height	Valve Flange	Valve Dimension	Stem Shape	Valve stem dimension in in or mm	V	V1	V2	Insert orientation when valve is CLOSED. If Sq 1=diamond / 2=square If DD or B+K 1=in line / 2=not in line	
in-lb	in-lb	1=Yes / 0=No	1=Yes / 0=No	in/mm	1=Yes / 0=No	in/mm	in/mm	in/mm	in/mm	in/mm	in/mm	in/mm	1 = Square 2 = Double D 3 = Bore + Key	Choose either in / mm	Sq - sq DD - bore b+k - bore	Sq - sq DD - flat b+k - key	b+k - key (leave blank if Sq or DD)	1 = Diamond or in line / 2=Square or not in line
2"	72	83	No								2.76	1.25	2	in	0.550	0.390		
2 1/2"	124	143	No								2.76	1.25	2	in	0.550	0.390		
3"	142	163	No								2.76	1.25	2	in	0.550	0.390		
4"	256	294	No								2.76	1.25	2	in	0.630	0.430		
5"	393	452	No								2.76	1.25	2	in	0.750	0.510		
6"	545	627	No								2.76	1.25	2	in	0.750	0.510		
8"	977	1,124	No								4.02	1.25	2	in	0.870	0.630		
10"	1,586	1,824	No								4.92	2.00	2	in	1.180	0.870		
12"	2,677	3,079	No								4.92	2.00	2	in	1.180	0.870		
14"	3,527	4,056	No								4.92	2.00	3	in	1.380	0.390	0.390	
16"	4,428	5,092	No								4.92	2.00	3	in	1.380	0.390	0.390	
18"	7,273	8,364	No								6.5	2.50	3	in	1.970	0.390	0.470	
20"	8,441	9,707	No								6.5	2.50	3	in	1.970	0.390	0.470	
		0																
		0																
		0																
		0																
		0																

Notes:



When Valve Is CLOSED Is valve stem: Butterfly valve as example in pipeline

Diamond = 1	Square = 2
DD in line = 1	DD not in line = 2
Key in line = 1	Key not in line = 2

**Disclaimer: Based on information available from valve manufacturer. All dimensions to be verified by customer prior to purchase confirmation.**

Valve Size	Required Actuator Range	Individual Part Order Code*				Note	Complete Actuator to Valve
		(If ordered with the below order codes, Easytork will ship each part as standalone)					Order Code*
		Actuator	Insert	Extended Shaft	Bracket		
2"	EVA-0411	C-A-2-11-1-111	D-212-0.550x0.390in		Spacer plate	Stem too tall, needs spacer plate. Otherwise direct mount with listed insert Direct mount with listed insert	DV.5052.2".0411.19
	EVA-0514	C-A-3-11-1-111	D-312-0.550x0.390in				DV.5052.2".0514.19
2 1/2"	EVA-0411	C-A-2-11-1-111	D-212-0.550x0.390in		Spacer plate	Stem too tall, needs spacer plate. Otherwise direct mount with listed insert Direct mount with listed insert	DV.5052.2 1/2".0411.19
	EVA-0514	C-A-3-11-1-111	D-312-0.550x0.390in				DV.5052.2 1/2".0514.19
3"	EVA-0411	C-A-2-11-1-111	D-212-0.550x0.390in		Spacer plate	Stem too tall, needs spacer plate. Otherwise direct mount with listed insert Direct mount	DV.5052.3".0411.19
	EVA-0514	C-A-3-11-1-111	D-312-0.550x0.390in				DV.5052.3".0514.19
4"	EVA-0514	C-A-3-11-1-111	D-312-0.630x0.430in			Direct mount with listed insert Direct mount with listed insert	DV.5052.4".0514.19
	EVA-0717	C-A-4-11-1-111	D-412-0.630x0.430in				DV.5052.4".0717.19
5"	EVA-0514	C-A-3-11-1-111	D-312-0.750x0.510in		P-1-F07-F07-0.24in x 3	Stem too tall, needs spacer plate 0.75" tall. Otherwise direct mount with listed insert Direct mount with listed insert	DV.5052.5".0514.19
	EVA-0717	C-A-4-11-1-111	D-412-0.750x0.510in				DV.5052.5".0717.19
6"	EVA-0514	C-A-3-11-1-111	D-312-0.750x0.510in		P-1-F07-F07-0.24in x 3	Stem too tall, needs spacer plate 0.75" tall. Otherwise direct mount with listed insert Direct mount with listed insert	DV.5052.6".0514.19
	EVA-0717	C-A-4-11-1-111	D-412-0.750x0.510in				DV.5052.6".0717.19
8"	EVA-0717	C-A-4-11-1-111	D-412-0.870x0.630in		P-1-F07-F07-0.24in x 2	Stem too tall, needs spacer plate 0.50" tall. Otherwise direct mount with listed insert Direct mount with listed insert	DV.5052.8".0717.19
	EVA-1022	C-A-5-11-1-111	D-512-0.870x0.630in				DV.5052.8".1022.19
10"	EVA-1022	C-A-5-11-1-111	D-512-1.180x0.870in		P-1-F1012-F1012-0.24in x 3	Stem too tall, needs spacer plate 1.00" tall. Otherwise direct mount with listed insert Direct mount with listed insert	DV.5052.10".1022.19
	EVA-1227	C-A-6-11-1-111	D-612-1.180x0.870in				DV.5052.10".1227.19
12"	EVA-1227	C-A-6-11-1-111	D-612-1.180x0.870in			Direct mount with listed insert Direct mount with listed insert	DV.5052.12".1227.19
	EVA-1436	C-A-7-11-1-111	D-712-1.180x0.870in				DV.5052.12".1436.19
14"	EVA-1227	C-A-6-11-1-111	D-613-1.380x0.390x0.390in		P-1-F1012-F1012-0.24in x 3	Stem too tall, needs spacer plate 0.75" tall. Otherwise direct mount with listed insert Direct mount with listed insert	DV.5052.14".1227.19
	EVA-1436	C-A-7-11-1-111	D-713-1.380x0.390x0.390in				DV.5052.14".1436.19
16"	EVA-1227	C-A-6-11-1-111	D-613-1.380x0.390x0.390in		P-1-F1012-F1012-0.24in x 3	Stem too tall, needs spacer plate 0.75" tall. Otherwise direct mount with listed insert Direct mount with listed insert	DV.5052.16".1227.19
	EVA-1436	C-A-7-11-1-111	D-713-1.380x0.390x0.390in				DV.5052.16".1436.19
18"	EVA-1436	C-A-7-11-1-111	D-713-1.970x0.390x0.470in		Spacer plate	Stem too tall, needs spacer plate. Otherwise direct mount with listed insert Direct mount with listed insert	DV.5052.18".1436.19
	EVA-1646	C-A-8-11-1-111	D-813-1.970x0.390x0.470in				DV.5052.18".1646.19
20"	EVA-1436	C-A-7-11-1-111	D-713-1.970x0.390x0.470in		Spacer plate	Stem too tall, needs spacer plate. Otherwise direct mount with listed insert Direct mount with listed insert	DV.5052.20".1436.19
	EVA-1646	C-A-8-11-1-111	D-813-1.970x0.390x0.470in				DV.5052.20".1646.19

**Disclaimer:** Based on information available from valve manufacturer. All dimensions to be verified by customer prior to purchase confirmation.

**Note\*:** Only for actuator and hardware required for mounting to valve. Order auxiliary add-ons (e.g., solenoid valve, lockout & PST, limit switch, chemical resistant adder, etc.) separately. If buyer requires assembly of auxiliary add-ons and/or valve, labor will be charged separately.