

**Generic Input**

Valve Brand	Marwin	Valve Brand Truncate	MW
Series	5801R	Series Truncate	5801R
Input: 1 = mm / 2 = in	2		
Safety Factor	25%		

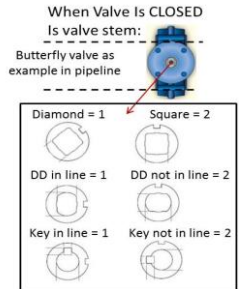
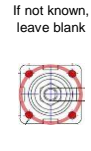
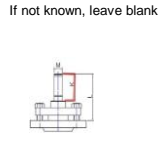
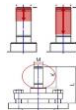
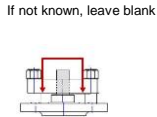
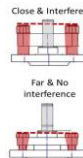
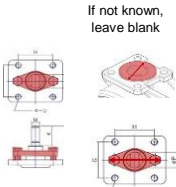
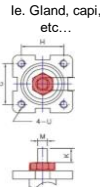
Actuator Design Year

16

**Valve Input**

Direct Mount Check				Section Only For Non Direct Mount ("D.M"), Otherwise Leave Blank						Valve Dimension										
Valve Torque		Check		Bracket Check		Extended Shaft Check		Buyer Preference		Valve Info		Valve Flange		Valve Dimension		Valve Stem Shape and Dimension				
Published valve torque	Incl. safety factor	Any obstruction over flange?		Possible obstruction for std. Easytork bracket?	Out. dia. of obstruction over flange surface	Are bolts for packing gland close to valve stem height?	If bolts interfere with valve stem, what is inside dia. between bolts?	If w/ bracket: How much valve stem capture?	If known, capturable valve stem height	In ISO (i.e. F05)	Flange to top of valve stem	Stem Shape	Valve stem dimension in in or mm	V	V1	V2	Insert orientation when valve is CLOSED. If Sq 1=diamond / 2=Square If DD or B+K 1=in line / 2=not in line			
Valve Size	in-lb	in-lb	1=Yes / 0=No	1=Yes / 0=No	in/mm	1=Yes / 0=No	in/mm	in/mm	in/mm	in/mm	in/mm	in/mm	Key	in / mm	in/mm	in/mm	in/mm	1 = Diamond or in line / 2=Square or not in line		
1"	92	115	Yes	Yes		No		0.280		0.30	F05	0.79	2	in	0.472	0.315			1	
1 1/2"	178	223	Yes	Yes		No		0.470		0.52	F05	1.10	2	in	0.592	0.394			1	
2"	219	274	Yes	Yes		No		0.650		0.70	F07	1.34	2	in	0.752	0.551			1	
3"	460	575	Yes	Yes		No		0.900		0.96	F10	1.78	2	in	0.952	0.630			1	
4"	776	970	Yes	Yes		No		0.900		0.96	F10	1.78	2	in	0.952	0.630			1	
6"	2,760	3,450	Yes	Yes		No		0.900		0.96	F10	1.89	2	in	1.182	0.787			1	
8"	4,600	5,750	Yes	Yes		No		1.200		1.28	F12	2.51	2	in	1.502	1.024			1	

Notes:



**Disclaimer: Based on information available from valve manufacturer. All dimensions to be verified by customer prior to purchase confirmation.**

Valve Size	Required Actuator Range	Individual Part Order Code*				2017 List Price					Complete Actuator to Valve Order Code*
		(If ordered with the below order codes, Easytork will ship each part as standalone)				Actuator +	Insert +	Extended Shaft +	Bracket or Plate +	= Total Package: Actuator and hardware for mounting to valve	
		Actuator	Insert	Extended Shaft	Bracket						
1"	EVA-0309	C-A-1-11-1-111	D-112-0.472x0.315in	K-AS-1-1-1-2	#VALUE!						MW.5801R.1".0309.16
	EVA-0411	C-A-2-11-1-111	D-212-0.472x0.315in	K-AS-2-1-1-2	#VALUE!						MW.5801R.1".0411.16
1 1/2"	EVA-0411	C-A-2-11-1-111	D-212-0.592x0.394in	K-AS-2-1-1-2	#VALUE!						MW.5801R.1 1/2".0411.16
	EVA-0514	C-A-3-11-1-111	D-312-0.592x0.394in	K-AS-3-1-1-2	#VALUE!						MW.5801R.1 1/2".0514.16
2"	EVA-0514	C-A-3-11-1-111	D-312-0.752x0.551in	K-AS-3-1-1-2	#VALUE!						MW.5801R.2".0514.16
	EVA-0514	C-A-3-11-1-111	D-312-0.752x0.551in	K-AS-3-1-1-2	#VALUE!						MW.5801R.2".0514.16
3"	EVA-0717	C-A-4-11-1-111	D-412-0.952x0.630in	K-AS-4-1-1-2	#VALUE!						MW.5801R.3".0717.16
	EVA-0717	C-A-4-11-1-111	D-412-0.952x0.630in	K-AS-4-1-1-2	#VALUE!						MW.5801R.3".0717.16
4"	EVA-0717	C-A-4-11-1-111	D-412-0.952x0.630in	K-AS-4-1-1-2	#VALUE!						MW.5801R.4".0717.16
	EVA-1022	C-A-5-11-1-111	D-512-0.952x0.630in	K-AS-5-1-1-2	#VALUE!						MW.5801R.4".1022.16
6"	EVA-1227	C-A-6-11-1-111	D-612-1.182x0.787in	K-AS-6-1-1-2	#VALUE!						MW.5801R.6".1227.16
	EVA-1436	C-A-7-11-1-111	D-712-1.182x0.787in	K-AS-7-1-1-2	#VALUE!						MW.5801R.6".1436.16
8"	EVA-1227	C-A-6-11-1-111	D-612-1.502x1.024in	K-AS-6-1-1-2	#VALUE!						MW.5801R.8".1227.16
	EVA-1436	C-A-7-11-1-111	D-712-1.502x1.024in	K-AS-7-1-1-2	#VALUE!						MW.5801R.8".1436.16

Easytork will ship the actuator, insert, extended shaft, and bracket unassembled in one SKU box.

Refer to [Assembly & Labor tab](#) if buyer wants Easytork to assemble items together.

**Disclaimer: Based on information available from valve manufacturer. All dimensions to be verified by customer prior to purchase confirmation.**

**Note\*: Only for actuator and hardware required for mounting to valve. Order auxiliary add-ons (e.g., solenoid valve, lockout & PST, limit switch, chemical resistant adder, etc.) separately. If buyer requires assembly of auxiliary add-ons and/or valve, labor will be charged separately.**