

<b>Generic Input</b>				Easytork internal use only	
Valve Brand	FlowTek	Valve Brand Truncate	FTK		
Series	7000 / 8000	Series Truncate		78	
Input: 1 = mm / 2 = in	2				
Safety Factor	15%				

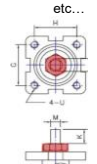
Actuator Design Year   19

**Valve Input**

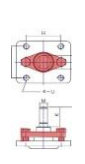
Valve Torque		Direct Mount Check		Section Only For Non Direct Mount ("D.M"), Otherwise Leave Blank						Valve Dimension							
				Bracket Check		Extended Shaft Check		Buyer Preference		Valve Info		Valve Flange Dimension		Valve Stem Shape and Dimension			
Published valve torque	Incl. safety factor	Any obstruction over flange?		Possible obstruction for std. Easytork bracket?	Out. dia. of obstruction over flange surface	Are bolts for packing gland close to valve stem height?	If bolts interfere with valve stem, what is inside dia. between bolts?	If w/ bracket: How much valve stem capture?	If known, capturable valve stem height	In ISO (i.e. F05) or in	Flange to top of valve stem	Stem Shape 1 = Square 2 = Double D 3 = Bore + Key	Valve stem dimension in in or mm	V Sq - sq DD - bore b+k - bore	V1 Sq - sq DD - flat b+k - key	V2 b+k - key (leave blank if Sq or DD)	Insert orientation when valve is CLOSED. If Sq 1=diamond / 2=square If DD or B+K 1=in line / 2=not in line  1 = Diamond or in line / 2=Square or not in line
Valve Size	in-lb	in-lb	1=Yes / 0=No	1=Yes / 0=No	in/mm	1=Yes / 0=No	in/mm	in/mm	in/mm	in/mm	in/mm	Key	in / mm	in/mm	in/mm	in/mm	
1/4"	60	69	Yes	No				0.300	0.32	F04	0.55	2	in	0.370	0.250		
3/8"	60	69	Yes	No				0.300	0.32	F04	0.55	2	in	0.370	0.250		
1/2"	60	69	Yes	No				0.300	0.32	F04	0.55	2	in	0.370	0.250		
3/4"	95	109	Yes	No				0.300	0.32	F04	0.55	2	in	0.370	0.250		
1"	140	161	Yes	No				0.400	0.43	F05	0.75	2	in	0.430	0.320		
1 1/4"	195	224	Yes	No				0.400	0.43	F05	0.75	2	in	0.430	0.320		
1 1/2"	315	362	Yes	No				0.500	0.55	F07	0.91	2	in	0.620	0.370		
2"	510	587	Yes	No				0.500	0.55	F07	0.91	2	in	0.620	0.370		
2 1/2"	800	920	Yes	No				0.550	0.69	F10	1.14	2	in	0.750	0.470		
3"	1,100	1,265	Yes	Yes				1.650	1.75	3.54x1.87	3.07	2	in	1.100	0.670		
4"	3,600	4,140	Yes	Yes				1.650	1.75	3.54*1.87	3.07	2	in	1.100	0.670		
6"	4,150	4,773	Yes	Yes				1.500	1.65	4.780041841	3.54	2	in	1.710	1.020		
8"	6,200	7,130	Yes	Yes				1.500	1.65	4.780041841	3.54	2	in	1.710	1.020		
		0															
		0															
		0															
		0															
		0															
		0															

Notes:

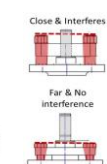
le. Gland, capi, etc...



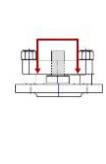
If not known, leave blank



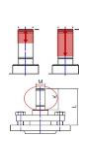
Close & Interferes



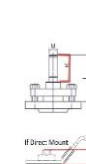
Far & No interference




If not known, leave blank



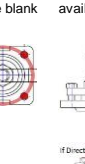
If not known, leave blank




If not known, leave blank




If info not available, then NA



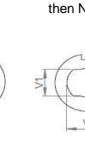
If not known, leave blank



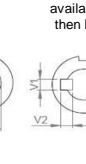
If info not available, then NA




If info not available, then NA



If info not available, then NA



When Valve Is CLOSED Is valve stem: Butterfly valve as example in pipeline



Diamond = 1	Square = 2
DD in line = 1	DD not in line = 2
Key in line = 1	Key not in line = 2

**Disclaimer: Based on information available from valve manufacturer. All dimensions to be verified by customer prior to purchase confirmation.**

Valve Size	Required Actuator Range	Actuator Torque (Actual torque, no additional safety factor included)				Individual Part Order Code* (If ordered with the below order codes, Easytork will ship each part as standalone)				Note	Complete Actuator to Valve Order Code*
		DA @ 60PSI	DA @ 80PSI	FS @ 60PSI	FS @ 80PSI	Actuator	Insert	Extended Shaft	Bracket		
1/4"	EVA-0309	146	195	95	127	C-A-1-11-1-111	D-112-0.370x0.250in	K-AS-1-1-1-2	B-2-F04S-F04S-1.25in		FTK.78.1/4".0309.19
	EVA-0309	146	195	95	127	C-A-1-11-1-111	D-112-0.370x0.250in	K-AS-1-1-1-2	B-2-F04S-F04S-1.25in		FTK.78.1/4".0309.19
3/8"	EVA-0309	146	195	95	127	C-A-1-11-1-111	D-112-0.370x0.250in	K-AS-1-1-1-2	B-2-F04S-F04S-1.25in		FTK.78.3/8".0309.19
	EVA-0309	146	195	95	127	C-A-1-11-1-111	D-112-0.370x0.250in	K-AS-1-1-1-2	B-2-F04S-F04S-1.25in		FTK.78.3/8".0309.19
1/2"	EVA-0309	146	195	95	127	C-A-1-11-1-111	D-112-0.370x0.250in	K-AS-1-1-1-2	B-2-F04S-F04S-1.25in		FTK.78.1/2".0309.19
	EVA-0309	146	195	95	127	C-A-1-11-1-111	D-112-0.370x0.250in	K-AS-1-1-1-2	B-2-F04S-F04S-1.25in		FTK.78.1/2".0309.19
3/4"	EVA-0309	146	195	95	127	C-A-1-11-1-111	D-112-0.370x0.250in	K-AS-1-1-1-2	B-2-F04S-F04S-1.25in		FTK.78.3/4".0309.19
	EVA-0411	288	384	187	250	C-A-2-11-1-111	D-212-0.370x0.250in	K-AS-2-1-1-2	B-2-F04S-F04S-1.25in		FTK.78.3/4".0411.19
1"	EVA-0309	146	195	95	127	C-A-1-11-1-111	D-112-0.430x0.320in	K-AS-1-1-1-2	B-2-F05S-F04S-1.35in		FTK.78.1".0309.19
	EVA-0411	288	384	187	250	C-A-2-11-1-111	D-212-0.430x0.320in	K-AS-2-1-1-2	B-2-F05S-F04S-1.35in		FTK.78.1".0411.19
1 1/4"	EVA-0411	288	384	187	250	C-A-2-11-1-111	D-212-0.430x0.320in	K-AS-2-1-1-2	B-2-F05S-F04S-1.35in		FTK.78.1 1/4".0411.19
	EVA-0514	572	763	372	496	C-A-3-11-1-111	D-312-0.430x0.320in	K-AS-3-1-1-2	B-2-F05S-F05S-1.85in		FTK.78.1 1/4".0514.19
1 1/2"	EVA-0411	288	384	187	250	C-A-2-11-1-111	D-212-0.620x0.370in	K-AS-2-1-1-2	Custom		FTK.78.1 1/2".0411.19
	EVA-0514	572	763	372	496	C-A-3-11-1-111	D-312-0.620x0.370in	K-AS-3-1-1-2	B-2-F07M-F05M-1.91in		FTK.78.1 1/2".0514.19
2"	EVA-0514	572	763	372	496	C-A-3-11-1-111	D-312-0.620x0.370in	K-AS-3-1-1-2	B-2-F07M-F05M-1.91in		FTK.78.2".0514.19
	EVA-0717	1,144	1,526	744	992	C-A-4-11-1-111	D-412-0.620x0.370in	K-AS-4-1-1-2	B-2-F07M-F07M-1.91in		FTK.78.2".0717.19
2 1/2"	EVA-0717	1,144	1,526	744	992	C-A-4-11-1-111	D-412-0.750x0.470in	K-AS-4-1-1-2	B-2-F10L-F10L-2.09in		FTK.78.2 1/2".0717.19
	EVA-1022	2,289	3,051	1,488	1,983	C-A-5-11-1-111	D-512-0.750x0.470in	K-AS-5-1-1-2	B-2-F10L-F10L-2.34196850393701in		FTK.78.2 1/2".1022.19
3"	EVA-0717	1,144	1,526	744	992	C-A-4-11-1-111	D-412-1.100x0.670in	K-AS-4-1-1-2	Custom		FTK.78.3".0717.19
	EVA-1022	2,289	3,051	1,488	1,983	C-A-5-11-1-111	D-512-1.100x0.670in	K-AS-5-1-1-2	Custom		FTK.78.3".1022.19
4"	EVA-1227	4,577	6,103	2,975	3,967	C-A-6-11-1-111	D-612-1.100x0.670in	K-AS-6-1-1-2	Custom		FTK.78.4".1227.19
	EVA-1436	9,154	12,205	5,950	7,933	C-A-7-11-1-111	D-712-1.100x0.670in	K-AS-7-1-1-2	Custom		FTK.78.4".1436.19
6"	EVA-1227	4,577	6,103	2,975	3,967	C-A-6-11-1-111	D-612-1.710x1.020in	K-AS-6-1-1-2	Custom		FTK.78.6".1227.19
	EVA-1436	9,154	12,205	5,950	7,933	C-A-7-11-1-111	D-712-1.710x1.020in	K-AS-7-1-1-2	Custom		FTK.78.6".1436.19
8"	EVA-1436	9,154	12,205	5,950	7,933	C-A-7-11-1-111	D-712-1.710x1.020in	K-AS-7-1-1-2	Custom		FTK.78.8".1436.19
	EVA-1646	18,308	24,411	11,900	15,867	C-A-8-11-1-111	D-812-1.710x1.020in	K-AS-8-1-1-2	Custom		FTK.78.8".1646.19

**Disclaimer: Based on information available from valve manufacturer. All dimensions to be verified by customer prior to purchase confirmation.**

**Note\*: Only for actuator and hardware required for mounting to valve. Order auxiliary add-ons (e.g., solenoid valve, lockout & PST, limit switch, chemical resistant adder, etc.) separately. If buyer requires assembly of auxiliary add-ons and/or valve, labor will be charged separately.**