

Generic Input		Easytork internal use only	
Valve Brand	ABZ	Valve Brand Truncate	AP
Series	396/397	Series Truncate	71-AR
Input: 1 = mm / 2 = in	2		
Safety Factor	10%		

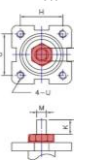
Actuator Design Year 19

Valve Input

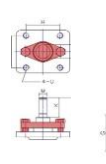
Valve Size	Direct Mount Check			Section Only For Non Direct Mount ("D.M"), Otherwise Leave Blank						Valve Dimension										
	Published valve torque	Incl. safety factor	Any obstruction over flange?	Bracket Check		Extended Shaft Check		Buyer Preference	Valve Info	Valve Flange	Valve Dimension	Valve Stem Shape and Dimension					Insert orientation when valve is CLOSED. If Sq 1=diamond / 2=square If DD or B+K 1=in line / 2=not in line			
				Possible obstruction for std. Easytork bracket?	Out. dia. of obstruction over flange surface	Are bolts for packing gland close to valve stem height?	If bolts interfere with valve stem, what is inside dia. between bolts	If w/ bracket: How much valve stem capture?	If known, capturable valve stem height	In ISO (i.e. F05)	Stem Shape	Valve stem dimension in in or mm	V	V1	V2					
in-lb	in-lb	1=Yes / 0=No	1=Yes / 0=No	in/mm	1=Yes / 0=No	in/mm	in/mm	in/mm	in/mm	in/mm	in/mm	1 = Square 2 = Double D 3 = Bore + Key	Choose either in / mm	Sq - sq DD - bore b+k - bore	Sq - sq DD - flat b+k - key	b+k - key (leave blank if Sq or DD)	in/mm	in/mm	in/mm	
2"	230	253	No							F07	1.25	2	in	0.563	0.375					1
2 1/2"	283	311	No							F07	1.25	2	in	0.563	0.375					1
3"	341	375	No							F07	1.25	2	in	0.563	0.375					1
4"	514	565	No							F07	1.25	2	in	0.625	0.438					1
5"	706	777	No							F07	1.25	2	in	0.750	0.500					1
6"	1,008	1,109	No							F07	1.25	2	in	0.750	0.500					1
8"	1,714	1,885	No							4.92	1.25	2	in	0.875	0.625					1
10"	2,621	2,883	No							4.92	2.00	3	in	1.125	0.250	0.250				1
12"	3,629	3,992	No							4.92	2.00	3	in	1.125	0.250	0.250				1
14"	6,120	6,732	No							4.92	2.25	3	in	1.375	0.313	0.313				1
16"	8,040	8,844	No							4.92	2.25	3	in	1.625	0.375	0.375				1
18"	10,440	11,484	No							6.5	3.00	3	in	1.875	0.500	0.500				1
		0																		
		0																		
		0																		
		0																		
		0																		
		0																		

Notes:

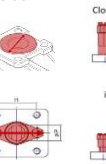
le. Gland, capi, etc...




If not known, leave blank



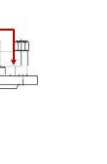
Close & Interferes



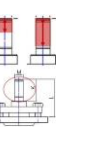
Far & No interference




If not known, leave blank



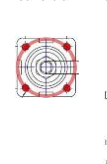
If not known, leave blank



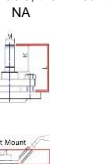
If not known, leave blank



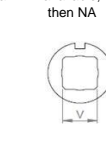
If info not available, then NA



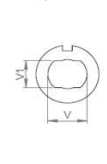
If not known, leave blank



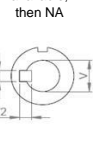
If info not available, then NA



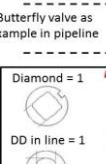
If info not available, then NA




If info not available, then NA



If info not available, then NA



When Valve Is CLOSED Is valve stem:



Butterfly valve as example in pipeline

Diamond = 1	Square = 2
DD in line = 1	DD not in line = 2
Key in line = 1	Key not in line = 2

Disclaimer: Based on information available from valve manufacturer. All dimensions to be verified by customer prior to purchase confirmation.

Valve Size	Required Actuator Range	Individual Part Order Code*				Note	Complete Actuator to Valve Order Code*	
		(If ordered with the below order codes, Easytork will ship each part as standalone)						
		Actuator	Insert	Extended Shaft	Bracket			
2"	EVA-0411	C-A-2-11-1-111	D-212-0.563x0.375in		Spacer plate	Spacer plate to direct mount	AP.71-AR.2".0411.19	
	EVA-0514	C-A-3-11-1-111	D-312-0.563x0.375in			Direct mount	AP.71-AR.2".0514.19	
2 1/2"	EVA-0411	C-A-2-11-1-111	D-212-0.563x0.375in		Spacer plate	Spacer plate to direct mount	AP.71-AR.2 1/2".0411.19	
	EVA-0514	C-A-3-11-1-111	D-312-0.563x0.375in			Direct mount	AP.71-AR.2 1/2".0514.19	
3"	EVA-0514	C-A-3-11-1-111	D-312-0.563x0.375in			Direct mount	AP.71-AR.3".0514.19	
	EVA-0717	C-A-4-11-1-111	D-412-0.563x0.375in			Direct mount	AP.71-AR.3".0717.19	
4"	EVA-0514	C-A-3-11-1-111	D-312-0.625x0.438in			Direct mount	AP.71-AR.4".0514.19	
	EVA-0717	C-A-4-11-1-111	D-412-0.625x0.438in			Direct mount	AP.71-AR.4".0717.19	
5"	EVA-0717	C-A-4-11-1-111	D-412-0.750x0.500in			Direct mount	AP.71-AR.5".0717.19	
	EVA-1022	C-A-5-11-1-111	D-512-0.750x0.500in			Direct mount	AP.71-AR.5".1022.19	
6"	EVA-0717	C-A-4-11-1-111	D-412-0.750x0.500in			Direct mount	AP.71-AR.6".0717.19	
	EVA-1022	C-A-5-11-1-111	D-512-0.750x0.500in			Direct mount	AP.71-AR.6".1022.19	
8"	EVA-1022	C-A-5-11-1-111	D-512-0.875x0.625in			Direct mount	AP.71-AR.8".1022.19	
	EVA-1227	C-A-6-11-1-111	D-612-0.875x0.625in			Direct mount	AP.71-AR.8".1227.19	
10"	EVA-1022	C-A-5-11-1-111	D-513-1.125x0.250x0.250in	P-1-F1012-F1012-0.24in (order 4)		Spacer plate to direct mount (order code provided)	AP.71-AR.10".1022.19	
	EVA-1227	C-A-6-11-1-111	D-613-1.125x0.250x0.250in			Direct mount	AP.71-AR.10".1227.19	
12"	EVA-1227	C-A-6-11-1-111	D-613-1.125x0.250x0.250in			Direct mount	AP.71-AR.12".1227.19	
	EVA-1436	C-A-7-11-1-111	D-713-1.125x0.250x0.250in			Direct mount	AP.71-AR.12".1436.19	
14"	EVA-1436	C-A-7-11-1-111	D-713-1.375x0.313x0.313in			Direct mount	AP.71-AR.14".1436.19	
	EVA-1646	C-A-8-11-1-111	D-813-1.375x0.313x0.313in		Custom spacer plate	Spacer plate to direct mount	AP.71-AR.14".1646.19	
16"	EVA-1436	C-A-7-11-1-111	D-713-1.625x0.375x0.375in		Spacer plate	Spacer plate to direct mount	AP.71-AR.16".1436.19	
	EVA-1646	C-A-8-11-1-111	D-813-1.625x0.375x0.375in		Custom spacer plate	Spacer plate to direct mount	AP.71-AR.16".1646.19	
18"	EVA-1436	C-A-7-11-1-111	D-713-1.875x0.500x0.500in		Spacer plate	Spacer plate to direct mount	AP.71-AR.18".1436.19	
	EVA-1646	C-A-8-11-1-111	D-813-1.875x0.500x0.500in			Direct mount	AP.71-AR.18".1646.19	

Disclaimer: Based on information available from valve manufacturer. All dimensions to be verified by customer prior to purchase confirmation.

Note*: Only for actuator and hardware required for mounting to valve. Order auxiliary add-ons (e.g., solenoid valve, lockout & PST, limit switch, chemical resistant adder, etc.) separately. If buyer requires assembly of auxiliary add-ons and/or valve, labor will be charged separately.