

Generic Input		Easytork internal use only	
Valve Brand	A-T Controls	Valve Brand Truncate	AT
Series	C8 (Full Port)	Series Truncate	C8-FP
Input: 1 = mm / 2 = in	2		
Safety Factor	25%		

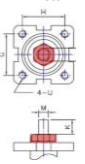
Actuator Design Year 16

Valve Input

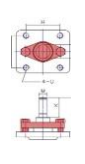
Direct Mount Check				Section Only For Non Direct Mount ("D.M"), Otherwise Leave Blank						Valve Dimension								
				Bracket Check		Extended Shaft Check		Buyer Preference	Valve Info		Valve Flange	Valve Dimension	Valve Stem Shape and Dimension					
Published valve torque	Incl. safety factor	Any obstruction over flange?		Possible obstruction for std. Easytork bracket?	Out. dia. of obstruction over flange surface	Are bolts for packing gland close to valve stem height?	If bolts interfere with valve stem, what is inside dia. between bolts	If w/ bracket: How much valve stem capture?	If known, capturable valve stem height	In ISO (i.e. F05) or in	Flange to top of valve stem	Stem Shape	Valve stem dimension in in or mm	V	V1	V2	Insert orientation when valve is CLOSED. If Sq 1=diamond / 2=square If DD or B+K 1=in line / 2=not in line	
Valve Size	in-lb	in-lb	1=Yes / 0=No	1=Yes / 0=No	in/mm	1=Yes / 0=No	in/mm	in/mm	in/mm	in/mm	in/mm	in/mm	1 = Square 2 = Double D 3 = Bore + Key	Choose either in / mm	Sq - sq DD - bore b+k - bore	Sq - sq DD - flat b+k - key	b+k - key (leave blank if Sq or DD)	1 = Diamond or in line / 2=Square or not in line
1/4"	186	233	No							F05	0.35	1	in	0.350	0.350			1
3/8"	186	233	No							F05	0.35	1	in	0.350	0.350			1
1/2"	186	233	No							F05	0.35	1	in	0.350	0.350			1
3/4"	416	520	No							F05	0.35	1	in	0.350	0.350			1
1"	522	653	No							F05	0.43	1	in	0.430	0.430			1
1 1/4"	761	951	No							F07	0.43	1	in	0.430	0.430			1
1 1/2"	956	1,195	No							F07	0.55	1	in	0.550	0.550			1
2"	1,894	2,368	No							F07	0.55	1	in	0.550	0.550			1
		0																
		0																
		0																
		0																
		0																
		0																
		0																
		0																
		0																
		0																
		0																

Notes:

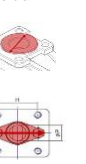
le. Gland, capi, etc...




If not known, leave blank




If not known, leave blank



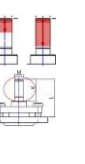
If not known, leave blank




If not known, leave blank



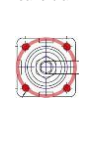
If not known, leave blank




If not known, leave blank



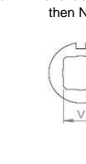
If not known, leave blank



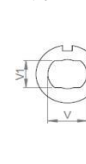
If not known, leave blank



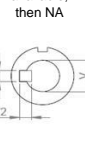
If not known, leave blank



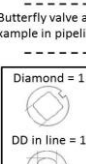
If not known, leave blank



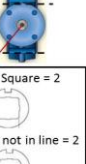
If not known, leave blank




If not known, leave blank



If not known, leave blank



When Valve Is CLOSED Is valve stem: Butterfly valve as example in pipeline



Diamond = 1	Square = 2
DD in line = 1	DD not in line = 2
Key in line = 1	Key not in line = 2

Disclaimer: Based on information available from valve manufacturer. All dimensions to be verified by customer prior to purchase confirmation.

Valve Size	Required Actuator Range	Individual Part Order Code* (If ordered with the below order codes, Easytork will ship each part as standalone)				2017 List Price				Complete Actuator to Valve Order Code*
		Actuator	Insert	Extended Shaft	Bracket	Actuator +	Insert +	Extended Shaft +	Bracket or Plate +	= Total Package: Actuator and hardware for mounting to valve
1/4"	EVA-0411	C-A-2-11-1-111	D-211-0.350x0.350in							AT.C8-FP.1/4".0411.16
	EVA-0514	C-A-3-11-1-111	D-311-0.350x0.350in							AT.C8-FP.1/4".0514.16
3/8"	EVA-0411	C-A-2-11-1-111	D-211-0.350x0.350in							AT.C8-FP.3/8".0411.16
	EVA-0514	C-A-3-11-1-111	D-311-0.350x0.350in							AT.C8-FP.3/8".0514.16
1/2"	EVA-0411	C-A-2-11-1-111	D-211-0.350x0.350in							AT.C8-FP.1/2".0411.16
	EVA-0514	C-A-3-11-1-111	D-311-0.350x0.350in							AT.C8-FP.1/2".0514.16
3/4"	EVA-0514	C-A-3-11-1-111	D-311-0.350x0.350in							AT.C8-FP.3/4".0514.16
	EVA-0717	C-A-4-11-1-111	D-411-0.350x0.350in							AT.C8-FP.3/4".0717.16
1"	EVA-0514	C-A-3-11-1-111	D-311-0.430x0.430in							AT.C8-FP.1".0514.16
	EVA-0717	C-A-4-11-1-111	D-411-0.430x0.430in							AT.C8-FP.1".0717.16
1 1/4"	EVA-0717	C-A-4-11-1-111	D-411-0.430x0.430in							AT.C8-FP.1 1/4".0717.16
	EVA-1022	C-A-5-11-1-111	D-511-0.430x0.430in							AT.C8-FP.1 1/4".1022.16
1 1/2"	EVA-0717	C-A-4-11-1-111	D-411-0.550x0.550in							AT.C8-FP.1 1/2".0717.16
	EVA-1022	C-A-5-11-1-111	D-511-0.550x0.550in							AT.C8-FP.1 1/2".1022.16
2"	EVA-1022	C-A-5-11-1-111	D-511-0.550x0.550in							AT.C8-FP.2".1022.16
	EVA-1227	C-A-6-11-1-111	D-611-0.550x0.550in	K-AS-6-1-1-2	#VALUE!					AT.C8-FP.2".1227.16

Easytork will ship the actuator, insert, extended shaft, and bracket unassembled in one SKU box.

Refer to [Assembly & Labor tab](#) if buyer wants Easytork to assemble items together.

Disclaimer: Based on information available from valve manufacturer. All dimensions to be verified by customer prior to purchase confirmation.

Note*: Only for actuator and hardware required for mounting to valve. Order auxiliary add-ons (e.g., solenoid valve, lockout & PST, limit switch, chemical resistant adder, etc.) separately. If buyer requires assembly of auxiliary add-ons and/or valve, labor will be charged separately.