

Generic Input		Easytork internal use only	
Valve Brand	A-T Controls	Valve Brand Truncate	AT
Series	FD9-F6 600#	Series Truncate	FD9-600#
Input: 1 = mm / 2 = in	2		
Safety Factor	25%		

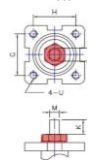
Actuator Design Year 16

Valve Input

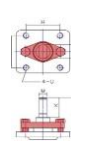
Valve Size	Direct Mount Check			Section Only For Non Direct Mount ("D.M"), Otherwise Leave Blank						Valve Dimension								
	Published valve torque	Incl. safety factor	Any obstruction over flange?	Bracket Check		Extended Shaft Check		Buyer Preference	Valve Info	Valve Flange	Valve Dimension	Valve Stem Shape and Dimension						
				Possible obstruction for std. Easytork bracket?	Out. dia. of obstruction over flange surface	Are bolts for packing gland close to valve stem height?	If bolts interfere with valve stem, what is inside dia. between bolts	If w/ bracket: How much valve stem capture?	If known, capturable valve stem height	In ISO (i.e. F05) or in	Flange to top of valve stem	Stem Shape	Valve stem dimension in in or mm	V	V1	V2	Insert orientation when valve is CLOSED. If Sq 1=diamond / 2=square If DD or B+K 1=in line / 2=not in line 1 = Diamond or in line / 2=Square or not in line	
in-lb	in-lb	1=Yes / 0=No	1=Yes / 0=No	in/mm	1=Yes / 0=No	in/mm	in/mm	in/mm	in/mm	in/mm	in/mm	1 = Square 2 = Double D 3 = Bore + Key	Choose either in / mm	Sq - sq DD - bore b+k - bore	Sq - sq DD - flat b+k - key	b+k - key (leave blank if Sq or DD)	in/mm	
1/2"	150	188	No							F05	0.39	1	in	0.430	0.430			1
3/4"	200	250	No							F05	0.41	1	in	0.430	0.430			1
1"	260	325	No							F05	0.51	1	in	0.550	0.550			1
1 1/2"	525	656	No							F07	0.75	1	in	0.748	0.748			1
2"	610	763	No							F07	0.75	1	in	0.748	0.748			1
		0																
		0																
		0																
		0																
		0																
		0																
		0																
		0																
		0																
		0																
		0																
		0																
		0																

Notes:

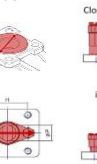
le. Gland, capi, etc...



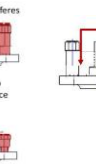
If not known, leave blank




Close & Interferes



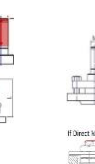
Far & No interference




If not known, leave blank



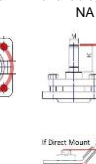
If not known, leave blank




If not known, leave blank



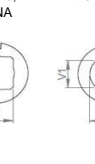
If info not available, then NA



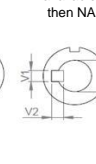
If not known, leave blank



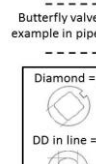
If info not available, then NA




If info not available, then NA



If info not available, then NA



When Valve Is CLOSED Is valve stem: Butterfly valve as example in pipeline



Diamond = 1	Square = 2
DD in line = 1	DD not in line = 2
Key in line = 1	Key not in line = 2

Disclaimer: Based on information available from valve manufacturer. All dimensions to be verified by customer prior to purchase confirmation.

Valve Size	Required Actuator Range	Individual Part Order Code* (If ordered with the below order codes, Easytork will ship each part as standalone)				2017 List Price					Complete Actuator to Valve Order Code*
		Actuator	Insert	Extended Shaft	Bracket	Actuator +	Insert +	Extended Shaft +	Bracket or Plate +	= Total Package: Actuator and hardware for mounting to valve	
1/2"	EVA-0411	C-A-2-11-1-111									AT.FD9-600#.1/2".0411.16 AT.FD9-600#.1/2".0514.16
	EVA-0514	C-A-3-11-1-111	D-311-0.430x0.430in								
3/4"	EVA-0411	C-A-2-11-1-111									AT.FD9-600#.3/4".0411.16 AT.FD9-600#.3/4".0514.16
	EVA-0514	C-A-3-11-1-111	D-311-0.430x0.430in								
1"	EVA-0411	C-A-2-11-1-111	D-211-0.550x0.550in								AT.FD9-600#.1".0411.16 AT.FD9-600#.1".0514.16
	EVA-0514	C-A-3-11-1-111									
1 1/2"	EVA-0717	C-A-4-11-1-111	D-411-0.748x0.748in								AT.FD9-600#.1 1/2".0717.16 AT.FD9-600#.1 1/2".0717.16
	EVA-0717	C-A-4-11-1-111	D-411-0.748x0.748in								
2"	EVA-0717	C-A-4-11-1-111	D-411-0.748x0.748in								AT.FD9-600#.2".0717.16 AT.FD9-600#.2".1022.16
	EVA-1022	C-A-5-11-1-111	D-511-0.748x0.748in								

Easytork will ship the actuator, insert, extended shaft, and bracket unassembled in one SKU box.

Refer to [Assembly & Labor tab](#) if buyer wants Easytork to assemble items together.

Disclaimer: Based on information available from valve manufacturer. All dimensions to be verified by customer prior to purchase confirmation.

Note*: Only for actuator and hardware required for mounting to valve. Order auxiliary add-ons (e.g., solenoid valve, lockout & PST, limit switch, chemical resistant adder, etc.) separately. If buyer requires assembly of auxiliary add-ons and/or valve, labor will be charged separately.