

| | | | |
|------------------------|--------------|----------------------------|----|
| Generic Input | | Easytork internal use only | |
| Valve Brand | A-T Controls | Valve Brand Truncate | AT |
| Series | 24 | Series Truncate | 24 |
| Input: 1 = mm / 2 = in | 2 | | |
| Safety Factor | 25% | | |

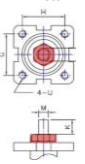
Actuator Design Year 16

Valve Input

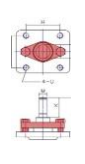
| Valve Size | Direct Mount | | | Section Only For Non Direct Mount ("D.M"), Otherwise Leave Blank | | | | | | Valve Dimension | | | | | | | |
|------------|------------------------|---------------------|------------------------------|--|--|---|---|---|--|--|-----------------------|----------------------------------|-------|-------------------|-----------------------------|--|-------------------------------------|
| | Valve Torque | | Check | Bracket Check | | Extended Shaft Check | | Buyer Preference | Valve Info | Valve Flange | Valve Dimension | Valve Stem Shape and Dimension | | | | Insert orientation when valve is CLOSED. If Sq 1=diamond / 2=square If DD or B+K 1=in line / 2=not in line 1 = Diamond or in line / 2=Square or not in line | |
| | Published valve torque | Incl. safety factor | Any obstruction over flange? | Possible obstruction for std. Easytork bracket? | Out. dia. of obstruction over flange surface | Are bolts for packing gland close to valve stem height? | If bolts interfere with valve stem, what is inside dia. between bolts | If w/ bracket: How much valve stem capture? | If known, capturable valve stem height | In ISO (i.e. F05) | Stem Shape | Valve stem dimension in in or mm | V | V1 | V2 | | |
| | in-lb | in-lb | 1=Yes / 0=No | 1=Yes / 0=No | in/mm | 1=Yes / 0=No | in/mm | in/mm | in/mm | in/mm | in/mm | in/mm | in/mm | Sq - sq DD - bore | Sq - sq DD - flat b+k - key | | b+k - key (leave blank if Sq or DD) |
| or in | or in | | | | | | | | Flange to top of valve stem | 1 = Square 2 = Double D 3 = Bore + Key | Choose either in / mm | in/mm | in/mm | in/mm | in/mm | | |
| 1/4" | 122 | 153 | No | | | | | | | F03 | 0.31 | 1 | in | 0.350 | 0.350 | | 1 |
| 3/8" | 122 | 153 | No | | | | | | | F03 | 0.31 | 1 | in | 0.350 | 0.350 | | 1 |
| 1/2" | 153 | 191 | No | | | | | | | F03 | 0.31 | 1 | in | 0.350 | 0.350 | | 1 |
| 3/4" | 184 | 230 | No | | | | | | | F05 | 0.31 | 1 | in | 0.350 | 0.350 | | 1 |
| 1" | 247 | 309 | No | | | | | | | F05 | 0.39 | 1 | in | 0.430 | 0.430 | | 1 |
| 1 1/4" | 470 | 588 | No | | | | | | | F05 | 0.39 | 1 | in | 0.430 | 0.430 | | 1 |
| 1 1/2" | 533 | 666 | No | | | | | | | F05 | 0.51 | 1 | in | 0.550 | 0.550 | | 1 |
| 2" | 533 | 666 | No | | | | | | | F07 | 0.51 | 1 | in | 0.550 | 0.550 | | 1 |
| | | 0 | | | | | | | | | | | | | | | |
| | | 0 | | | | | | | | | | | | | | | |
| | | 0 | | | | | | | | | | | | | | | |
| | | 0 | | | | | | | | | | | | | | | |
| | | 0 | | | | | | | | | | | | | | | |
| | | 0 | | | | | | | | | | | | | | | |
| | | 0 | | | | | | | | | | | | | | | |
| | | 0 | | | | | | | | | | | | | | | |
| | | 0 | | | | | | | | | | | | | | | |
| | | 0 | | | | | | | | | | | | | | | |
| | | 0 | | | | | | | | | | | | | | | |

Notes:

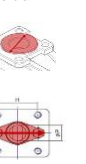
ie. Gland, capi, etc...




If not known, leave blank




Close & Interferes



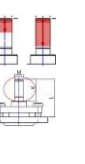
Far & No interference




If not known, leave blank



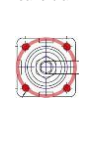
If not known, leave blank




If not known, leave blank



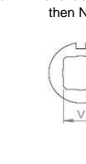
If not known, leave blank



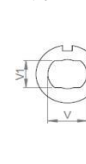
If info not available, then NA



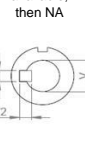
If not known, leave blank



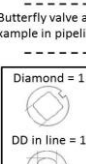
If info not available, then NA



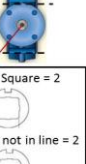
If info not available, then NA




If info not available, then NA



If info not available, then NA



When Valve Is CLOSED Is valve stem: Butterfly valve as example in pipeline



Diamond = 1

Square = 2

DD in line = 1

DD not in line = 2

Key in line = 1

Key not in line = 2

Disclaimer: Based on information available from valve manufacturer. All dimensions to be verified by customer prior to purchase confirmation.

| Valve Size | Required Actuator Range | Individual Part Order Code* (If ordered with the below order codes, Easytork will ship each part as standalone) | | | | 2017 List Price | | | | | Complete Actuator to Valve Order Code* |
|------------|-------------------------|--|---------------------|----------------|---------|-----------------|----------|------------------|--------------------|---|--|
| | | Actuator | Insert | Extended Shaft | Bracket | Actuator + | Insert + | Extended Shaft + | Bracket or Plate + | = Total Package: Actuator and hardware for mounting to valve | |
| 1/4" | EVA-0309 | C-A-1-11-1-111 | | | | | | | | | AT.24.1/4".0309.16 |
| | EVA-0411 | C-A-2-11-1-111 | D-211-0.350x0.350in | | | | | | | | AT.24.1/4".0411.16 |
| 3/8" | EVA-0309 | C-A-1-11-1-111 | | | | | | | | | AT.24.3/8".0309.16 |
| | EVA-0411 | C-A-2-11-1-111 | D-211-0.350x0.350in | | | | | | | | AT.24.3/8".0411.16 |
| 1/2" | EVA-0309 | C-A-1-11-1-111 | | | | | | | | | AT.24.1/2".0309.16 |
| | EVA-0411 | C-A-2-11-1-111 | D-211-0.350x0.350in | | | | | | | | AT.24.1/2".0411.16 |
| 3/4" | EVA-0411 | C-A-2-11-1-111 | D-211-0.350x0.350in | | | | | | | | AT.24.3/4".0411.16 |
| | EVA-0514 | C-A-3-11-1-111 | D-311-0.350x0.350in | | | | | | | | AT.24.3/4".0514.16 |
| 1" | EVA-0411 | C-A-2-11-1-111 | | | | | | | | | AT.24.1".0411.16 |
| | EVA-0514 | C-A-3-11-1-111 | D-311-0.430x0.430in | | | | | | | | AT.24.1".0514.16 |
| 1 1/4" | EVA-0514 | C-A-3-11-1-111 | D-311-0.430x0.430in | | | | | | | | AT.24.1 1/4".0514.16 |
| | EVA-0717 | C-A-4-11-1-111 | D-411-0.430x0.430in | | | | | | | | AT.24.1 1/4".0717.16 |
| 1 1/2" | EVA-0514 | C-A-3-11-1-111 | | | | | | | | | AT.24.1 1/2".0514.16 |
| | EVA-0717 | C-A-4-11-1-111 | D-411-0.550x0.550in | | | | | | | | AT.24.1 1/2".0717.16 |
| 2" | EVA-0514 | C-A-3-11-1-111 | | | | | | | | | AT.24.2".0514.16 |
| | EVA-0717 | C-A-4-11-1-111 | D-411-0.550x0.550in | | | | | | | | AT.24.2".0717.16 |

Easytork will ship the actuator, insert, extended shaft, and bracket unassembled in one SKU box.

Refer to [Assembly & Labor tab](#) if buyer wants Easytork to assemble items together.

Disclaimer: Based on information available from valve manufacturer. All dimensions to be verified by customer prior to purchase confirmation.

Note*: Only for actuator and hardware required for mounting to valve. Order auxiliary add-ons (e.g., solenoid valve, lockout & PST, limit switch, chemical resistant adder, etc.) separately. If buyer requires assembly of auxiliary add-ons and/or valve, labor will be charged separately.