

Generic Input		Easytork internal use only	
Valve Brand	A-T Controls	Valve Brand Truncate	AT
Series	90 (Class 150)	Series Truncate	90
Input: 1 = mm / 2 = in	2		
Safety Factor	25%		

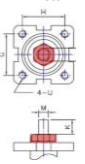
Actuator Design Year 16

Valve Input

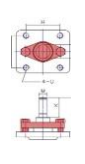
Valve Size	Published valve torque	Incl. safety factor	Direct Mount Check Any obstruction over flange?	Section Only For Non Direct Mount ("D.M"), Otherwise Leave Blank						Valve Dimension						
				Bracket Check		Extended Shaft Check		Buyer Preference	Valve Info	Valve Flange	Valve Dimension	Valve Stem Shape and Dimension			Insert orientation when valve is CLOSED. If Sq 1=diamond / 2=square If DD or B+K 1=in line / 2=not in line 1 = Diamond or in line / 2=Square or not in line	
				Possible obstruction for std. Easytork bracket?	Out. dia. of obstruction over flange surface	Are bolts for packing gland close to valve stem height?	If bolts interfere with valve stem, what is inside dia. between bolts	If w/ bracket: How much valve stem capture?	If known, capturable valve stem height	In ISO (i.e. F05) or in	Flange to top of valve stem	Stem Shape 1 = Square 2 = Double D 3 = Bore + Key	Valve stem dimension in in or mm Choose either in / mm	V Sq - sq DD - bore b+k - bore		V1 Sq - sq DD - flat b+k - key
1=Yes / 0=No	in/mm	1=Yes / 0=No	in/mm	in/mm	in/mm	in/mm	in/mm	in/mm	in/mm	in/mm	in/mm	in/mm	in/mm			
1/2"	92	115	Yes	Yes	1.170	No		0.330	0.36	F04	0.92	2	in	0.430	0.315	1
3/4"	127	159	Yes	Yes	1.170	No		0.350	0.40	F04	0.94	2	in	0.430	0.315	1
1"	150	188	Yes	Yes	1.370	No		0.360	0.42	F05	0.94	2	in	0.560	0.382	1
1 1/2"	311	389	Yes	Yes	2.170	No		0.520	0.58	F07	1.37	2	in	0.750	0.472	1
2"	396	495	Yes	Yes	2.170	No		0.520	0.58	F07	1.37	2	in	0.750	0.472	1
2 1/2"	657	821	Yes	Yes	2.170	No		0.520	0.58	F07	1.37	2	in	0.750	0.472	1
3"	980	1,225	Yes	Yes	2.760	No		0.860	0.93	F10	1.81	2	in	0.940	0.591	1
4"	1,700	2,125	Yes	Yes	2.760	No		0.860	0.93	F10	1.79	2	in	0.940	0.591	1
0																
0																
0																
0																
0																
0																
0																
0																
0																
0																

Notes:

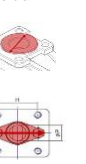
le. Gland, capi, etc...




If not known, leave blank




Close & Interferes



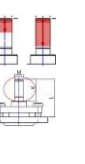
Far & No interference




If not known, leave blank



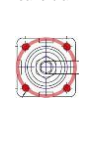
If not known, leave blank




If not known, leave blank



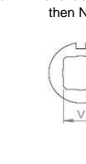
If not known, leave blank



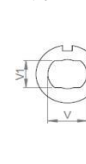
If info not available, then NA



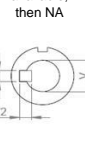
If not known, leave blank



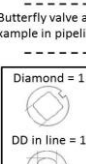
If info not available, then NA



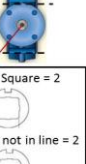
If info not available, then NA



If info not available, then NA




If info not available, then NA




When Valve Is CLOSED Is valve stem:


Butterfly valve as example in pipeline




Diamond = 1




DD in line = 1




Key in line = 1




Square = 2



DD not in line = 2



Key not in line = 2



Disclaimer: Based on information available from valve manufacturer. All dimensions to be verified by customer prior to purchase confirmation.

Valve Size	Required Actuator Range	Individual Part Order Code*				2017 List Price				Complete Actuator to Valve Order Code*	
		(If ordered with the below order codes, Easytork will ship each part as standalone)				Actuator +	Insert +	Extended Shaft +	Bracket or Plate +	= Total Package: Actuator and hardware for mounting to valve	Easytork will ship the actuator, insert, extended shaft, and bracket unassembled in one SKU box. Refer to Assembly & Labor tab if buyer wants Easytork to assemble items together.
		Actuator	Insert	Extended Shaft	Bracket						
1/2"	EVA-0309	C-A-1-11-1-111	D-112-0.430x0.315in	K-AS-1-1-1-2	B-2-F04S-F04S-1.59in					AT.90.1/2'.0309.16	
	EVA-0411	C-A-2-11-1-111	D-212-0.430x0.315in	K-AS-2-1-1-2	B-2-F04S-F04S-1.59in					AT.90.1/2'.0411.16	
3/4"	EVA-0309	C-A-1-11-1-111	D-112-0.430x0.315in	K-AS-1-1-1-2	B-2-F04S-F04S-1.59in					AT.90.3/4'.0309.16	
	EVA-0411	C-A-2-11-1-111	D-212-0.430x0.315in	K-AS-2-1-1-2	B-2-F04S-F04S-1.59in					AT.90.3/4'.0411.16	
1"	EVA-0411	C-A-2-11-1-111	D-212-0.560x0.382in	K-AS-2-1-1-2	B-2-F05S-F04S-1.58in					AT.90.1'.0411.16	
	EVA-0514	C-A-3-11-1-111	D-312-0.560x0.382in	K-AS-3-1-1-2	B-2-F05M-F05M-2.08in					AT.90.1'.0514.16	
1 1/2"	EVA-0514	C-A-3-11-1-111	D-312-0.750x0.472in	K-AS-3-1-1-2	B-2-F07M-F05M-2.35in					AT.90.1 1/2'.0514.16	
	EVA-0717	C-A-4-11-1-111	D-412-0.750x0.472in	K-AS-4-1-1-2	B-2-F07M-F07M-2.35in					AT.90.1 1/2'.0717.16	
2"	EVA-0514	C-A-3-11-1-111	D-312-0.750x0.472in	K-AS-3-1-1-2	B-2-F07M-F05M-2.35in					AT.90.2'.0514.16	
	EVA-0717	C-A-4-11-1-111	D-412-0.750x0.472in	K-AS-4-1-1-2	B-2-F07M-F07M-2.35in					AT.90.2'.0717.16	
2 1/2"	EVA-0717	C-A-4-11-1-111	D-412-0.750x0.472in	K-AS-4-1-1-2	B-2-F07M-F07M-2.35in					AT.90.2 1/2'.0717.16	
	EVA-1022	C-A-5-11-1-111	D-512-0.750x0.472in	K-AS-5-1-1-2	B-2-F07L-F10L-2.6in					AT.90.2 1/2'.1022.16	
3"	EVA-0717	C-A-4-11-1-111	D-412-0.940x0.591in	K-AS-4-1-1-2	B-2-F10L-F10L-2.45in					AT.90.3'.0717.16	
	EVA-1022	C-A-5-11-1-111	D-512-0.940x0.591in	K-AS-5-1-1-2	B-2-F10L-F10L-2.7in					AT.90.3'.1022.16	
4"	EVA-1022	C-A-5-11-1-111	D-512-0.940x0.591in	K-AS-5-1-1-2	B-2-F10L-F10L-2.68in					AT.90.4'.1022.16	
	EVA-1227	C-A-6-11-1-111	D-612-0.940x0.591in	K-AS-6-1-1-2	B-2-F10L-F12L-2.68in					AT.90.4'.1227.16	

Disclaimer: Based on information available from valve manufacturer. All dimensions to be verified by customer prior to purchase confirmation.

Note*: Only for actuator and hardware required for mounting to valve. Order auxiliary add-ons (e.g., solenoid valve, lockout & PST, limit switch, chemical resistant adder, etc.) separately. If buyer requires assembly of auxiliary add-ons and/or valve, labor will be charged separately.