

Generic Input		Easytork internal use only	
Valve Brand	Apollo	Valve Brand Truncate	AP
Series	77-AR	Series Truncate	77-AR
Input: 1 = mm / 2 = in	2		
Safety Factor	25%		

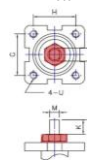
Actuator Design Year 16

Valve Input

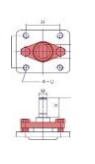
Valve Size	Direct Mount Check			Section Only For Non Direct Mount ("D.M"), Otherwise Leave Blank						Valve Dimension							
	Valve Torque		Any obstruction over flange?	Bracket Check		Extended Shaft Check		Buyer Preference	Valve Info		Valve Flange		Valve Dimension		Valve Stem Shape and Dimension		Insert orientation when valve is CLOSED. If Sq 1=diamond / 2=square If DD or B+K 1=in line / 2=not in line 1 = Diamond or in line / 2=Square or not in line
	Published valve torque	Incl. safety factor		Possible obstruction for std. Easytork bracket?	Out. dia. of obstruction over flange surface	Are bolts for packing gland close to valve stem height?	If bolts interfere with valve stem, what is inside dia. between bolts	If w/ bracket: How much valve stem capture?	If known, capturable valve stem height	In ISO (i.e. F05)	Flange to top of valve stem	Stem Shape	Valve stem dimension in in or mm	V	V1	V2	
	in-lb	in-lb	1=Yes / 0=No	1=Yes / 0=No	in/mm	1=Yes / 0=No	in/mm	in/mm	in/mm	in/mm	in/mm	in/mm	1 = Square 2 = Double D 3 = Bore + Key	Choose either in / mm	Sq - sq DD - bore b+k - bore	Sq - sq DD - flat b+k - key	
1/4"	100	125	Yes	No	No	0.200	0.23	1.65	0.61	2	in	0.375	0.249				
3/8"	100	125	Yes	No	No	0.200	0.23	1.65	0.61	2	in	0.375	0.249				
1/2"	100	125	Yes	No	No	0.180	0.21	1.65	0.61	2	in	0.375	0.249				
3/4"	170	213	Yes	No	No	0.280	0.31	1.97	0.84	2	in	0.375	0.249				
1"	280	350	Yes	No	No	0.350	0.40	2.76	1.06	2	in	0.625	0.372				
1 1/2"	580	725	Yes	No	No	0.340	0.37	2.76	1.16	2	in	0.625	0.372				
2"	680	850	Yes	No	No	0.340	0.37	2.76	1.16	2	in	0.625	0.372				
0																	
0																	
0																	
0																	
0																	
0																	
0																	
0																	
0																	
0																	
0																	
0																	
0																	
0																	
0																	
0																	
0																	
0																	
0																	

Notes:

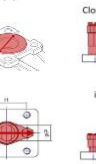
le. Gland, capi, etc...



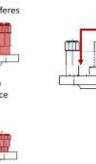
If not known, leave blank




Close & Interferes



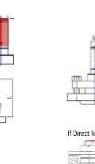
Far & No interference




If not known, leave blank



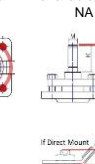
If not known, leave blank




If not known, leave blank



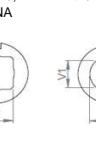
If info not available, then NA



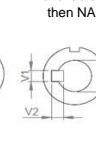
If not known, leave blank



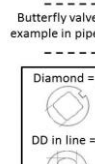
If info not available, then NA




If info not available, then NA



If info not available, then NA



When Valve Is CLOSED Is valve stem: Butterfly valve as example in pipeline



Diamond = 1	Square = 2
DD in line = 1	DD not in line = 2
Key in line = 1	Key not in line = 2

Disclaimer: Based on information available from valve manufacturer. All dimensions to be verified by customer prior to purchase confirmation.

Individual Part Order Code*

(If ordered with the below order codes, Easytork will ship each part as standalone)

List Price

Complete Actuator to Valve

Order Code*

Valve Size	Required Actuator Range	Individual Part Order Code*				List Price				Complete Actuator to Valve Order Code*	
		Actuator	Insert	Extended Shaft	Bracket	Actuator +	Insert +	Extended Shaft +	Bracket or Plate +		= Total Package: Actuator and hardware for mounting to valve
1/4"	EVA-0309	C-A-1-11-1-111	D-112-0.375x0.249in	K-AS-1-1-1-2	B-2-F04S-F04S-1.41in						AP.77-AR.1/4".0309.16
	EVA-0411	C-A-2-11-1-111	D-212-0.375x0.249in	K-AS-2-1-1-2	B-2-F04S-F04S-1.41in						AP.77-AR.1/4".0411.16
3/8"	EVA-0309	C-A-1-11-1-111	D-112-0.375x0.249in	K-AS-1-1-1-2	B-2-F04S-F04S-1.41in						AP.77-AR.3/8".0309.16
	EVA-0411	C-A-2-11-1-111	D-212-0.375x0.249in	K-AS-2-1-1-2	B-2-F04S-F04S-1.41in						AP.77-AR.3/8".0411.16
1/2"	EVA-0309	C-A-1-11-1-111	D-112-0.375x0.249in	K-AS-1-1-1-2	B-2-F04S-F04S-1.43in						AP.77-AR.1/2".0309.16
	EVA-0411	C-A-2-11-1-111	D-212-0.375x0.249in	K-AS-2-1-1-2	B-2-F04S-F04S-1.43in						AP.77-AR.1/2".0411.16
3/4"	EVA-0411	C-A-2-11-1-111	D-212-0.375x0.249in	K-AS-2-1-1-2	B-2-F05S-F04S-1.56in						AP.77-AR.3/4".0411.16
	EVA-0514	C-A-3-11-1-111	D-312-0.375x0.249in	K-AS-3-1-1-2	B-2-F05M-F05M-2.06in						AP.77-AR.3/4".0514.16
1"	EVA-0411	C-A-2-11-1-111	D-212-0.625x0.372in	K-AS-2-1-1-2	B-2-F07M-F04M-1.71in						AP.77-AR.1".0411.16
	EVA-0514	C-A-3-11-1-111	D-312-0.625x0.372in	K-AS-3-1-1-2	B-2-F07M-F05M-2.21in						AP.77-AR.1".0514.16
1 1/2"	EVA-0514	C-A-3-11-1-111	D-312-0.625x0.372in	K-AS-3-1-1-2	B-2-F07M-F05M-2.32in						AP.77-AR.1 1/2".0514.16
	EVA-0717	C-A-4-11-1-111	D-412-0.625x0.372in	K-AS-4-1-1-2	B-2-F07M-F07M-2.32in						AP.77-AR.1 1/2".0717.16
2"	EVA-0717	C-A-4-11-1-111	D-412-0.625x0.372in	K-AS-4-1-1-2	B-2-F07M-F07M-2.32in						AP.77-AR.2".0717.16
	EVA-1022	C-A-5-11-1-111	D-512-0.625x0.372in	K-AS-5-1-1-2	B-2-F07L-F10L-2.57in						AP.77-AR.2".1022.16

Easytork will ship the actuator, insert, extended shaft, and bracket unassembled in one SKU box.

Refer to [Assembly & Labor tab](#) if buyer wants Easytork to assemble items together.

Disclaimer: Based on information available from valve manufacturer. All dimensions to be verified by customer prior to purchase confirmation.

Note*: Only for actuator and hardware required for mounting to valve. Order auxiliary add-ons (e.g., solenoid valve, lockout & PST, limit switch, chemical resistant adder, etc.) separately. If buyer requires assembly of auxiliary add-ons and/or valve, labor will be charged separately.