

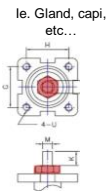
Generic Input				Easytork internal use only	
Valve Brand	Apollo	Valve Brand Truncate	AP		
Series	87A-100	Series Truncate	87A-100		
Input: 1 = mm / 2 = in	2				
Safety Factor	25%				

Actuator Design Year 19

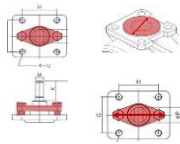
Valve Input

Valve Torque				Direct Mount Check	Section Only For Non Direct Mount ("D.M"), Otherwise Leave Blank						Valve Dimension								
				Any obstruction over flange?	Bracket Check		Extended Shaft Check		Buyer Preference	Valve Info		Valve Flange		Valve Dimension		Valve Stem Shape and Dimension			is CLOSED. If Sq 1=diamond / 2=square If DD or B+K 1=in line / 2=not in line 1 = Diamond or in line / 2=Square or not in line
Published valve torque	Incl. safety factor	in-lb	1=Yes / 0=No		Possible obstruction for std. Easytork bracket?	Out. dia. of obstruction over flange surface	Are bolts for packing gland close to valve stem height?	If bolts interfere with valve stem, what is inside dia. between bolts	If w/ bracket: How much valve stem capture?	If known, capturable valve stem height	In ISO (i.e. F05) or in	Flange to top of valve stem	Stem Shape 1 = Square 2 = Double D 3 = Bore + Key	Valve stem dimension in in or mm	V Sq - sq DD - bore b+k - bore	V1 Sq - sq DD - flat b+k - key	V2 b+k - key (leave blank if Sq or DD)		
Valve Size	in-lb	in-lb	1=Yes / 0=No	1=Yes / 0=No	in/mm	1=Yes / 0=No	in/mm	in/mm	in/mm	in/mm	in/mm	in/mm	in/mm	in/mm	in/mm	in/mm	in/mm		
1 1/2"	264	330	Yes	Yes		No		0.375	0.47	1.97	1.00	2	in	0.500	0.287		1		
2"	352	440	Yes	Yes		No		0.550	0.72	2.76	1.40	2	in	0.625	0.412		1		
2 1/2"	462	578	Yes	Yes		No		0.550	0.80	2.76	1.57	2	in	0.750	0.477		1		
3"	506	633	Yes	Yes		No		0.550	0.80	2.76	1.57	2	in	0.750	0.477		1		
4"	1,700	2,125	Yes	Yes		No		0.375	0.50	4.02	1.70	2	in	1.250	0.725		1		
6"	2,650	3,313	Yes	Yes		No		0.375	0.50	4.02	1.69	2	in	1.250	0.725		1		
8"	4,400	5,500	Yes	Yes		No		0.750	1.00	6.5	2.73	2	in	2.000	1.375		1		
10"	6,600	8,250	Yes	Yes		No		0.750	1.00	6.5	2.46	2	in	2.000	1.375		1		
			0																
			0																
			0																
			0																
			0																
			0																
			0																
			0																

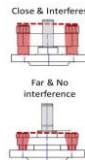
Notes:



ie. Gland, capi, etc...



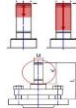
If not known, leave blank



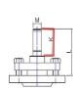
Close & Interferes

Far & No interference

If not known, leave blank



If not known, leave blank



If Direct Mount

If not known, leave blank



If info not available, then NA



If Direct Mount

If not known, leave blank



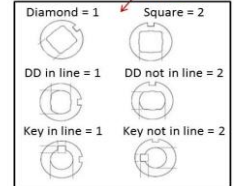
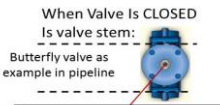
If info not available, then NA



If info not available, then NA



If info not available, then NA



Disclaimer: Based on information available from valve manufacturer. All dimensions to be verified by customer prior to purchase confirmation.

Valve Size	Required Actuator Range	Actuator Torque (Actual torque, no additional safety factor included)				Individual Part Order Code* (If ordered with the below order codes, Easytork will ship each part as standalone)				Note	Complete Actuator to Valve Order Code*
		DA @ 60PSI	DA @ 80PSI	FS @ 60PSI	FS @ 80PSI	Actuator	Insert	Extended Shaft	Bracket		
1 1/2"	EVA-0411	288	384	187	250	C-A-2-11-1-111	D-212-0.500x0.287in	K-AS-2-1-1-2	Custom bracket		Easytork will ship the actuator, insert, extended shaft, and bracket unassembled in one SKU box. Refer to Assembly & Labor tab if buyer wants Easytork to assemble items together.
	EVA-0514	572	763	372	496	C-A-3-11-1-111	D-312-0.500x0.287in	K-AS-3-1-1-2	Custom bracket		
2"	EVA-0514	572	763	372	496	C-A-3-11-1-111	D-312-0.625x0.412in	K-AS-3-1-1-2	Custom bracket		
	EVA-0717	1,144	1,526	744	992	C-A-4-11-1-111	D-412-0.625x0.412in	K-AS-4-1-1-2	Custom bracket		
2 1/2"	EVA-0514	572	763	372	496	C-A-3-11-1-111	D-312-0.750x0.477in	K-AS-3-1-1-2	Custom bracket		
	EVA-0717	1,144	1,526	744	992	C-A-4-11-1-111	D-412-0.750x0.477in	K-AS-4-1-1-2	Custom bracket		
3"	EVA-0514	572	763	372	496	C-A-3-11-1-111	D-312-0.750x0.477in	K-AS-3-1-1-2	Custom bracket		
	EVA-0717	1,144	1,526	744	992	C-A-4-11-1-111	D-412-0.750x0.477in	K-AS-4-1-1-2	Custom bracket		
4"	EVA-1022	2,289	3,051	1,488	1,983	C-A-5-11-1-111	D-512-1.250x0.725in	K-AS-5-1-1-2	Custom bracket		
	EVA-1227	4,577	6,103	2,975	3,967	C-A-6-11-1-111	D-612-1.250x0.725in	K-AS-6-1-1-2	Custom bracket		
6"	EVA-1227	4,577	6,103	2,975	3,967	C-A-6-11-1-111	D-612-1.250x0.725in	K-AS-6-1-1-2	Custom bracket		
	EVA-1436	9,154	12,205	5,950	7,933	C-A-7-11-1-111	D-712-1.250x0.725in	K-AS-7-1-1-2	Custom bracket		
8"	EVA-1227	4,577	6,103	2,975	3,967	C-A-6-11-1-111	D-612-2.000x1.375in	K-AS-6-1-1-2	Custom bracket		
	EVA-1436	9,154	12,205	5,950	7,933	C-A-7-11-1-111	D-712-2.000x1.375in	K-AS-7-1-1-2	Custom bracket		
10"	EVA-1436	9,154	12,205	5,950	7,933	C-A-7-11-1-111	D-712-2.000x1.375in	K-AS-7-1-1-2	Custom bracket		
	EVA-1646	18,308	24,411	11,900	15,867	C-A-8-11-1-111	D-812-2.000x1.375in	K-AS-8-1-1-2	Custom bracket		

AP.87A-100.1 1/2".0411.19
AP.87A-100.1 1/2".0514.19
AP.87A-100.2".0514.19
AP.87A-100.2".0717.19
AP.87A-100.2 1/2".0514.19
AP.87A-100.2 1/2".0717.19
AP.87A-100.3".0514.19
AP.87A-100.3".0717.19
AP.87A-100.4".1022.19
AP.87A-100.4".1227.19
AP.87A-100.6".1227.19
AP.87A-100.6".1436.19
AP.87A-100.8".1227.19
AP.87A-100.8".1436.19
AP.87A-100.10".1436.19
AP.87A-100.10".1646.19

Disclaimer: Based on information available from valve manufacturer. All dimensions to be verified by customer prior to purchase confirmation.

Note*: Only for actuator and hardware required for mounting to valve. Order auxiliary add-ons (e.g., solenoid valve, lockout & PST, limit switch, chemical resistant adder, etc.) separately. If buyer requires assembly of auxiliary add-ons and/or valve, labor will be charged separately.