

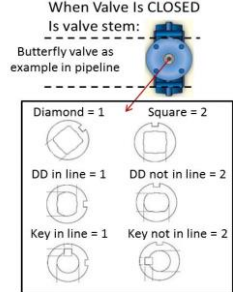
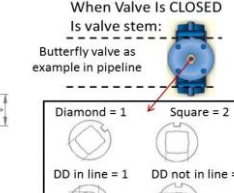
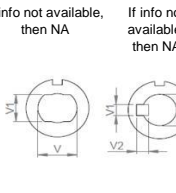
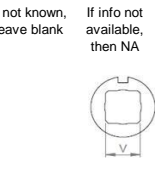
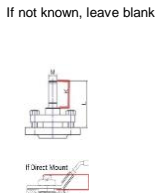
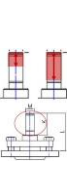
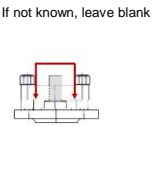
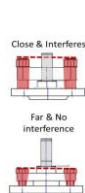
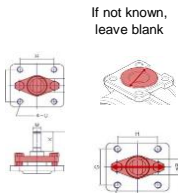
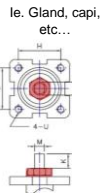
Generic Input		Easytork internal use only	
Valve Brand	Bray McCannalok	Valve Brand Truncate	BR
Series	40/41	Series Truncate	McC
Input: 1 = mm / 2 = in	2		
Safety Factor	10%		

Actuator Design Year 19

Valve Input

Direct Mount Check				Section Only For Non Direct Mount ("D.M"), Otherwise Leave Blank						Valve Dimension						
				Bracket Check		Extended Shaft Check		Buyer Preference	Valve Info		Valve Flange	Valve Dimension	Valve Stem Shape and Dimension			Insert orientation when valve is CLOSED. If Sq 1=diamond / 2=square If DD or B+K 1=in line / 2=not in line
Published valve torque	Incl. safety factor	Any obstruction over flange?	1=Yes / 0=No	Possible obstruction for std. Easytork bracket?	Out. dia. of obstruction over flange surface	Are bolts for packing gland close to valve stem height?	If bolts interfere with valve stem, what is inside dia. between bolts	If w/ bracket: How much valve stem capture?	If known, capturable valve stem height	In ISO (i.e. F05) or in	Flange to top of valve stem	Stem Shape 1 = Square 2 = Double D 3 = Bore + Key	Valve stem dimension in in or mm Choose either in / mm	V Sq - sq DD - bore b+k - bore	V1 Sq - sq DD - flat b+k - key	
Valve Size	in-lb	in-lb	1=Yes / 0=No	1=Yes / 0=No	in/mm	1=Yes / 0=No	in/mm	in/mm	in/mm	in/mm	in/mm	in/mm	in/mm	in/mm	in/mm	in/mm
2 1/2"	300	330	No							2.76	1.25	2	in	0.630	0.430	
3"	320	352	No							2.76	1.25	2	in	0.630	0.430	
4"	460	506	No							2.76	1.25	2	in	0.630	0.430	
5"	1,040	1,144	No							2.76	1.25	2	in	0.750	0.510	
6"	1,200	1,320	No							2.76	1.25	2	in	0.750	0.510	
8"	2,100	2,310	No							4.92	1.25	2	in	0.870	0.630	
10"	4,100	4,510	No							4.92	2.00	2	in	1.180	0.870	
12"	6,500	7,150	No							4.92	2.00	2	in	1.180	0.870	
14"	9,500	10,450	No							4.92	2.00	3	in	1.380	0.390	0.390
16"	15,000	16,500	No							6.5	2.50	3	in	1.970	0.470	0.390
18"	22,000	24,200	No							6.5	2.50	3	in	1.970	0.470	0.390
20"	27,000	29,700	No							6.5	4.00	3	in	2.500	0.620	0.620
24"	44,000	48,400	No							10	4.00	3	in	3.000	0.750	0.750
		0														
		0														
		0														
		0														
		0														

Notes:



Disclaimer: Based on information available from valve manufacturer. All dimensions to be verified by customer prior to purchase confirmation.

Valve Size	Required Actuator Range	Individual Part Order Code*				Note	Complete Actuator to Valve
		(If ordered with the below order codes, Easytork will ship each part as standalone)					Order Code*
		Actuator	Insert	Extended Shaft	Bracket		
2 1/2"	EVA-0514	C-A-3-11-1-111	D-312-0.630x0.430in			MAY REQUIRE SPACER PLATE / X1 dimension very close to tolerance Direct Mount	BR.McC.2 1/2'.0514.19
	EVA-0717	C-A-4-11-1-111	D-412-0.630x0.430in				BR.McC.2 1/2'.0717.19
3"	EVA-0514	C-A-3-11-1-111	D-312-0.630x0.430in			MAY REQUIRE SPACER PLATE / X1 dimension very close to tolerance Direct Mount	BR.McC.3'.0514.19
	EVA-0717	C-A-4-11-1-111	D-412-0.630x0.430in				BR.McC.3'.0717.19
4"	EVA-0514	C-A-3-11-1-111	D-312-0.630x0.430in			MAY REQUIRE SPACER PLATE / X1 dimension very close to tolerance Direct Mount	BR.McC.4'.0514.19
	EVA-0717	C-A-4-11-1-111	D-412-0.630x0.430in				BR.McC.4'.0717.19
5"	EVA-0717	C-A-4-11-1-111	D-412-0.750x0.510in			Direct Mount Direct Mount	BR.McC.5'.0717.19
	EVA-1022	C-A-5-11-1-111	D-512-0.750x0.510in				BR.McC.5'.1022.19
6"	EVA-0717	C-A-4-11-1-111	D-412-0.750x0.510in			Direct Mount Direct Mount	BR.McC.6'.0717.19
	EVA-1022	C-A-5-11-1-111	D-512-0.750x0.510in				BR.McC.6'.1022.19
8"	EVA-1022	C-A-5-11-1-111	D-512-0.870x0.630in			Direct Mount Direct Mount	BR.McC.8'.1022.19
	EVA-1227	C-A-6-11-1-111	D-612-0.870x0.630in				BR.McC.8'.1227.19
10"	EVA-1227	C-A-6-11-1-111	D-612-1.180x0.870in			Direct Mount Direct Mount	BR.McC.10'.1227.19
	EVA-1436	C-A-7-11-1-111	D-712-1.180x0.870in				BR.McC.10'.1436.19
12"	EVA-1227	C-A-6-11-1-111	D-612-1.180x0.870in			Direct Mount Direct Mount	BR.McC.12'.1227.19
	EVA-1436	C-A-7-11-1-111	D-712-1.180x0.870in				BR.McC.12'.1436.19
14"	EVA-1436	C-A-7-11-1-111	D-713-1.380x0.390x0.390in			Direct Mount Requires bracket with F16 flange, published bracket does not have F16	BR.McC.14'.1436.19
	EVA-1646	C-A-8-11-1-111	D-813-1.380x0.390x0.390in				BR.McC.14'.1646.19
16"	EVA-1436	C-A-7-11-1-111	D-713-1.970x0.470x0.390in			Requires spacer plate, or taller bracket, valve stem too long Direct Mount	BR.McC.16'.1436.19
	EVA-1646	C-A-8-11-1-111	D-813-1.970x0.470x0.390in				BR.McC.16'.1646.19
18"	EVA-1436	C-A-7-11-1-111	D-713-1.970x0.470x0.390in			Requires spacer plate, or taller bracket, valve stem too long Direct Mount	BR.McC.18'.1436.19
	EVA-1646	C-A-8-11-1-111	D-813-1.970x0.470x0.390in				BR.McC.18'.1646.19
20"	EVA-1436	C-A-7-11-1-111	New bracket and coupling required			Bracket and coupling required / valve stem too wide for EVA insert Requires spacer plate, or taller bracket, valve stem too long	BR.McC.20'.1436.19
	EVA-1646	C-A-8-11-1-111	D-813-2.500x0.620x0.620in				BR.McC.20'.1646.19
24"	EVA-1436	C-A-7-11-1-111	New bracket and coupling required			Bracket and coupling required / valve stem too wide for EVA insert Bracket and coupling required / valve stem too wide for EVA insert	BR.McC.24'.1436.19
	EVA-1646	C-A-8-11-1-111	New bracket and coupling required				BR.McC.24'.1646.19

Disclaimer: Based on information available from valve manufacturer. All dimensions to be verified by customer prior to purchase confirmation.

Note*: Only for actuator and hardware required for mounting to valve. Order auxiliary add-ons (e.g., solenoid valve, lockout & PST, limit switch, chemical resistant adder, etc.) separately. If buyer requires assembly of auxiliary add-ons and/or valve, labor will be charged separately.