

Generic Input		Easytork internal use only	
Valve Brand	Marwin	Valve Brand Truncate	MW
Series	DM9000	Series Truncate	DM9000
Input: 1 = mm / 2 = in	2		
Safety Factor	25%		

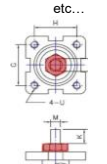
Actuator Design Year 16

Valve Input

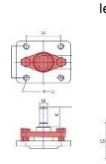
Valve Torque				Section Only For Non Direct Mount ("D.M"), Otherwise Leave Blank						Valve Dimension									
Direct Mount Check				Bracket Check		Extended Shaft Check		Buyer Preference		Valve Info		Valve Flange		Valve Dimension		Valve Stem Shape and Dimension			
Published valve torque	Incl. safety factor	Any obstruction over flange?		Possible obstruction for std. Easytork bracket?	Out. dia. of obstruction over flange surface	Are bolts for packing gland close to valve stem height?	If bolts interfere with valve stem, what is inside dia. between bolts?	If w/ bracket: How much valve stem capture?	If known, capturable valve stem height	In ISO (i.e. F05)	Flange to top of valve stem	Stem Shape	Valve stem dimension in in or mm	V	V1	V2	Insert orientation when valve is CLOSED. If Sq 1=diamond / 2=square If DD or B+K 1=in line / 2=not in line		
Valve Size	in-lb	in-lb	1=Yes / 0=No	1=Yes / 0=No	in/mm	1=Yes / 0=No	in/mm	in/mm	in/mm	in/mm	in/mm	in/mm	Key	in / mm	in/mm	in/mm	in/mm	1 = Diamond or in line / 2=Square or not in line	
1/4"	38	48	No								F03	0.35	1	in	0.350	0.350		1	
3/8"	38	48	No								F03	0.35	1	in	0.350	0.350		1	
1/2"	38	48	No								F03	0.35	1	in	0.350	0.350		1	
3/4"	45	56	No								F03	0.35	1	in	0.350	0.350		1	
1"	53	66	No								F03	0.35	1	in	0.350	0.350		1	
1 1/4"	66	83	No								F03	0.35	1	in	0.350	0.350		1	
1 1/2"	90	113	No								F05	0.43	1	in	0.430	0.430		1	
2"	151	189	No								F05	0.43	1	in	0.430	0.430		1	
		0																	
		0																	
		0																	
		0																	
		0																	
		0																	
		0																	
		0																	
		0																	
		0																	
		0																	
		0																	

Notes:

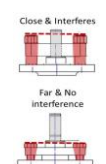
le. Gland, capi, etc...



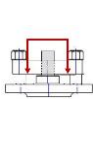
If not known, leave blank



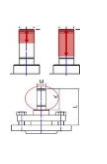
Close & Interferes



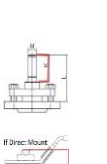
Far & No interference



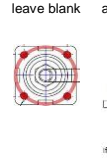
If not known, leave blank



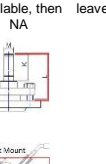
If not known, leave blank



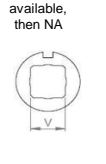
If not known, leave blank



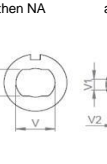
If info not available, then NA



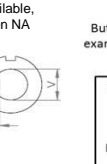
If not known, leave blank



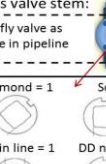
If info not available, then NA




If info not available, then NA



If info not available, then NA



When Valve Is CLOSED Is valve stem: Butterfly valve as example in pipeline



Diamond = 1	Square = 2
DD in line = 1	DD not in line = 2
Key in line = 1	Key not in line = 2

Disclaimer: Based on information available from valve manufacturer. All dimensions to be verified by customer prior to purchase confirmation.

		Individual Part Order Code* (If ordered with the below order codes, Easytork will ship each part as standalone)				2017 List Price					Complete Actuator to Valve Order Code*
Valve Size	Required Actuator Range	Actuator	Insert	Extended Shaft	Bracket	Actuator +	Insert +	Extended Shaft +	Bracket or Plate +	= Total Package: Actuator and hardware for mounting to valve	
1/4"	EVA-0309	C-A-1-11-1-111									MW.DM9000.1/4".0309.16
	EVA-0309	C-A-1-11-1-111									MW.DM9000.1/4".0309.16
3/8"	EVA-0309	C-A-1-11-1-111									MW.DM9000.3/8".0309.16
	EVA-0309	C-A-1-11-1-111									MW.DM9000.3/8".0309.16
1/2"	EVA-0309	C-A-1-11-1-111									MW.DM9000.1/2".0309.16
	EVA-0309	C-A-1-11-1-111									MW.DM9000.1/2".0309.16
3/4"	EVA-0309	C-A-1-11-1-111									MW.DM9000.3/4".0309.16
	EVA-0309	C-A-1-11-1-111									MW.DM9000.3/4".0309.16
1"	EVA-0309	C-A-1-11-1-111									MW.DM9000.1".0309.16
	EVA-0309	C-A-1-11-1-111									MW.DM9000.1".0309.16
1 1/4"	EVA-0309	C-A-1-11-1-111									MW.DM9000.1 1/4".0309.16
	EVA-0309	C-A-1-11-1-111									MW.DM9000.1 1/4".0309.16
1 1/2"	EVA-0309	C-A-1-11-1-111	D-111-0.430x0.430in								MW.DM9000.1 1/2".0309.16
	EVA-0411	C-A-2-11-1-111									MW.DM9000.1 1/2".0411.16
2"	EVA-0411	C-A-2-11-1-111									MW.DM9000.2".0411.16
	EVA-0514	C-A-3-11-1-111	D-311-0.430x0.430in								MW.DM9000.2".0514.16

Easytork will ship the actuator, insert, extended shaft, and bracket unassembled in one SKU box.

Refer to [Assembly & Labor tab](#) if buyer wants Easytork to assemble items together.

Disclaimer: Based on information available from valve manufacturer. All dimensions to be verified by customer prior to purchase confirmation.

Note*: Only for actuator and hardware required for mounting to valve. Order auxiliary add-ons (e.g., solenoid valve, lockout & PST, limit switch, chemical resistant adder, etc.) separately. If buyer requires assembly of auxiliary add-ons and/or valve, labor will be charged separately.