

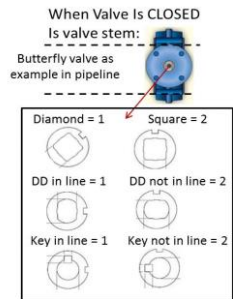
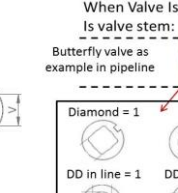
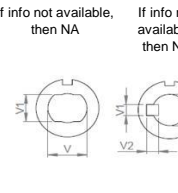
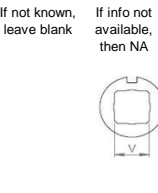
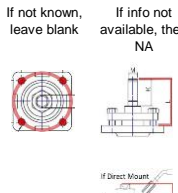
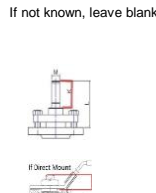
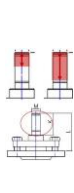
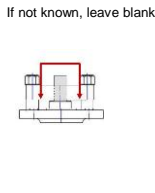
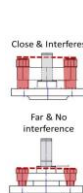
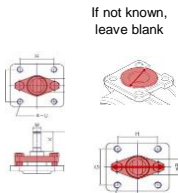
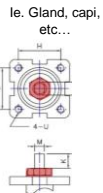
Generic Input		Easytork internal use only	
Valve Brand	Delta T	Valve Brand Truncate	DT
Series	050	Series Truncate	050
Input: 1 = mm / 2 = in	2		
Safety Factor	15%		

Actuator Design Year   19

Valve Input

Valve Size	Direct Mount Check			Section Only For Non Direct Mount ("D.M"), Otherwise Leave Blank						Valve Dimension						
	Published valve torque	Incl. safety factor	Any obstruction over flange?	Bracket Check		Extended Shaft Check		Buyer Preference	Valve Info	Valve Flange	Valve Dimension	Valve Stem Shape and Dimension				Insert orientation when valve is CLOSED. If Sq 1=diamond / 2=square If DD or B+K 1=in line / 2=not in line
				Possible obstruction for std. Easytork bracket?	Out. dia. of obstruction over flange surface	Are bolts for packing gland close to valve stem height?	If bolts interfere with valve stem, what is inside dia. between bolts	If w/ bracket: How much valve stem capture?	If known, capturable valve stem height	In ISO (i.e. F05) or in	Flange to top of valve stem	Stem Shape 1 = Square 2 = Double D 3 = Bore + Key	Valve stem dimension in in or mm Choose either in / mm	V Sq - sq DD - bore b+k - bore	V1 Sq - sq DD - flat b+k - key	
in-lb	in-lb	1=Yes / 0=No	1=Yes / 0=No	in/mm	1=Yes / 0=No	in/mm	in/mm	in/mm	in/mm	in/mm	in/mm	in/mm	in/mm	in/mm	in/mm	
1 1/2"	111	128	No							F05	1.18	1	in	0.350	0.350	2
2"	111	128	No							F05	1.18	1	in	0.350	0.350	2
2 1/2"	143	164	No							F05	1.18	1	in	0.350	0.350	2
3"	203	233	No							F05	1.18	1	in	0.350	0.350	2
4"	316	363	No							F07	1.18	1	in	0.430	0.430	2
5"	479	551	No							F07	1.18	1	in	0.550	0.550	2
6"	720	828	No							F07	1.18	1	in	0.550	0.550	2
8"	1,273	1,464	No							F10	1.57	1	in	0.670	0.670	2
10"	2,710	3,117	No							F10	1.57	1	in	0.870	0.870	2
12"	3,307	3,803	No							F10	1.57	1	in	0.870	0.870	2
14"	4,138	4,759	No							F10	1.57	1	in	0.870	0.870	2
16"	6,027	6,931	No							F14	2.00	1	in	1.067	1.067	2
18"	8,121	9,339	No							F14	2.00	1	in	1.067	1.067	2
		0														
		0														
		0														
		0														
		0														

Notes:



**Disclaimer: Based on information available from valve manufacturer. All dimensions to be verified by customer prior to purchase confirmation.**

Valve Size	Required Actuator Range	Individual Part Order Code*				Note	Complete Actuator to Valve Order Code*	
		(If ordered with the below order codes, Easytork will ship each part as standalone)					Easytork will ship the actuator, insert, extended shaft, and bracket unassembled in one SKU box.	Refer to <a href="#">Assembly &amp; Labor tab</a> if buyer wants Easytork to assemble items together.
		Actuator	Insert	Extended Shaft	Bracket			
1 1/2"	EVA-0411	C-A-2-11-1-111	D-211-0.350x0.350in		Spacer plate	Direct mount with spacer plate	DT.050.1 1/2".0411.19.N	
	EVA-0514	C-A-3-11-1-111	D-311-0.350x0.350in			Direct mount	DT.050.1 1/2".0514.19.N	
2"	EVA-0411	C-A-2-11-1-111	D-211-0.350x0.350in		Spacer plate	Direct mount with spacer plate	DT.050.2".0411.19.N	
	EVA-0514	C-A-3-11-1-111	D-311-0.350x0.350in			Direct mount	DT.050.2".0514.19.N	
2 1/2"	EVA-0411	C-A-2-11-1-111	D-211-0.350x0.350in		Spacer plate	Direct mount with spacer plate	DT.050.2 1/2".0411.19.N	
	EVA-0514	C-A-3-11-1-111	D-311-0.350x0.350in			Direct mount	DT.050.2 1/2".0514.19.N	
3"	EVA-0514	C-A-3-11-1-111	D-311-0.350x0.350in			Direct mount	DT.050.3".0514.19.N	
	EVA-0514	C-A-3-11-1-111	D-311-0.350x0.350in			Direct mount	DT.050.3".0514.19.N	
4"	EVA-0514	C-A-3-11-1-111	D-311-0.430x0.430in			Direct mount	DT.050.4".0514.19.N	
	EVA-0514	C-A-3-11-1-111	D-311-0.430x0.430in			Direct mount	DT.050.4".0514.19.N	
5"	EVA-0514	C-A-3-11-1-111			P-1-F07-F07-0.24in x 2	Direct mount with spacer plate, order code given	DT.050.5".0514.19.N	
	EVA-0717	C-A-4-11-1-111	D-411-0.550x0.550in			Direct mount	DT.050.5".0717.19.N	
6"	EVA-0717	C-A-4-11-1-111	D-411-0.550x0.550in			Direct mount	DT.050.6".0717.19.N	
	EVA-1022	C-A-5-11-1-111	D-511-0.550x0.550in			Direct mount	DT.050.6".1022.19.N	
8"	EVA-0717	C-A-4-11-1-111			P-1-F1012-F1012-0.24in x 2	Direct mount with spacer plate, order code given	DT.050.8".0717.19.N	
	EVA-1022	C-A-5-11-1-111	D-511-0.670x0.670in			Direct mount	DT.050.8".1022.19.N	
10"	EVA-1022	C-A-5-11-1-111			P-1-F1012-F1012-0.24in x 2	Direct mount with spacer plate, order code given	DT.050.10".1022.19.N	
	EVA-1227	C-A-6-11-1-111	D-611-0.870x0.870in			Direct mount	DT.050.10".1227.19.N	
12"	EVA-1227	C-A-6-11-1-111	D-611-0.870x0.870in			Direct mount	DT.050.12".1227.19.N	
	EVA-1436	C-A-7-11-1-111	D-711-0.870x0.870in		Custom spacer plate	Direct mount with spacer plate	DT.050.12".1436.19.N	
14"	EVA-1227	C-A-6-11-1-111	D-611-0.870x0.870in			Direct mount	DT.050.14".1227.19.N	
	EVA-1436	C-A-7-11-1-111	D-711-0.870x0.870in		Custom spacer plate	Direct mount with spacer plate	DT.050.14".1436.19.N	
16"	EVA-1436	C-A-7-11-1-111	D-711-1.067x1.067in		Custom spacer plate	Direct mount with spacer plate	DT.050.16".1436.19.N	
	EVA-1646	C-A-8-11-1-111	D-811-1.067x1.067in		Custom spacer plate	Direct mount with spacer plate	DT.050.16".1646.19.N	
18"	EVA-1436	C-A-7-11-1-111	D-711-1.067x1.067in		Custom spacer plate	Direct mount with spacer plate	DT.050.18".1436.19.N	
	EVA-1646	C-A-8-11-1-111	D-811-1.067x1.067in		Custom spacer plate	Direct mount with spacer plate	DT.050.18".1646.19.N	

**Disclaimer:** Based on information available from valve manufacturer. All dimensions to be verified by customer prior to purchase confirmation.

**Note\*:** Only for actuator and hardware required for mounting to valve. Order auxiliary add-ons (e.g., solenoid valve, lockout & PST, limit switch, chemical resistant adder, etc.) separately. If buyer requires assembly of auxiliary add-ons and/or valve, labor will be charged separately.