

Generic Input		Easytork internal use only	
Valve Brand	FlowTek	Valve Brand Truncate	FTK
Series	F15	Series Truncate	F15
Input: 1 = mm / 2 = in	2		
Safety Factor	15%		

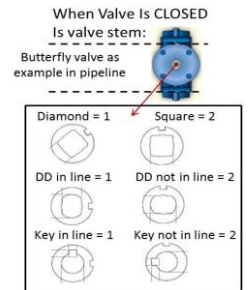
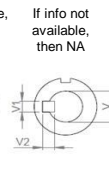
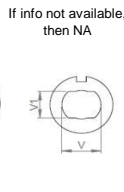
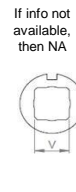
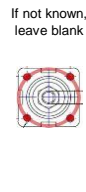
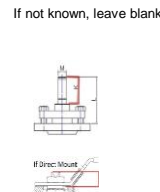
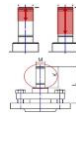
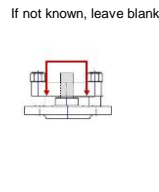
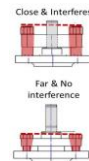
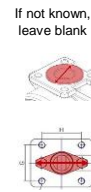
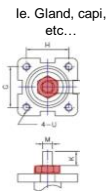
Actuator Design Year

19

Valve Input

Valve Torque		Direct Mount Check		Section Only For Non Direct Mount ("D.M"), Otherwise Leave Blank						Valve Dimension							
				Bracket Check		Extended Shaft Check		Buyer Preference		Valve Info		Valve Flange		Valve Dimension		Valve Stem Shape and Dimension	
Published valve torque	Incl. safety factor	Any obstruction over flange?	1=Yes / 0=No	Possible obstruction for std. Easytork bracket?	Out. dia. of obstruction over flange surface	Are bolts for packing gland close to valve stem height?	If bolts interfere with valve stem, what is inside dia. between bolts	If w/ bracket: How much valve stem capture?	If known, capturable valve stem height	In ISO (i.e. F05) or in	Flange to top of valve stem	Stem Shape	Valve stem dimension in in or mm	V	V1	V2	Insert orientation when valve is CLOSED. If Sq 1=diamond / 2=Square If DD or B+K 1=in line / 2=not in line
Valve Size	in-lb	in-lb	1=Yes / 0=No	1=Yes / 0=No	in/mm	1=Yes / 0=No	in/mm	in/mm	in/mm	in/mm	in/mm	in/mm	Key	in / mm	in/mm	in/mm	in/mm
1/2"	36	41	Yes						0.280	0.31	F04	0.61	2	in	0.370	0.250	
3/4"	65	75	Yes						0.280	0.31	F04	0.61	2	in	0.370	0.250	
1"	95	109	Yes						0.400	0.43	F05	0.82	2	in	0.430	0.310	
1 1/2"	230	265	Yes						0.500	0.55	F07	0.95	2	in	0.620	0.370	
2"	390	449	Yes						0.500	0.55	F07	0.95	2	in	0.620	0.370	
2 1/2"	500	575	Yes	Yes					1.700	1.75	F10	3.10	2	in	1.100	0.670	
3"	650	748	Yes	Yes					1.700	1.75	F10	3.10	2	in	1.100	0.670	
4"	1,505	1,731	Yes	Yes					1.700	1.75	F10	3.10	2	in	1.100	0.670	
6"	3,250	3,738	Yes	Yes					1.500	1.61	F12	3.58	2	in	1.710	1.020	
8"	4,750	5,463	Yes	Yes					2.000	2.13	F12	3.58	2	in	1.710	1.020	
10"	13,700	15,755	Yes	Yes					2.000	2.15	F16	3.86	2	in	1.970	1.380	
12"	19,700	22,655	Yes	Yes					2.000	2.15	F16	3.86	2	in	1.970	1.380	

Notes:



**Disclaimer: Based on information available from valve manufacturer. All dimensions to be verified by customer prior to purchase confirmation.**

Valve Size	Required Actuator Range	Individual Part Order Code*				Note	Complete Actuator to Valve Order Code*
		Actuator	Insert	Extended Shaft	Bracket		
1/2"	EVA-0309	C-A-1-11-1-111	D-112-0.370x0.250in	K-AS-1-1-1-2	B-2-F04S-F04S-1.33in		FTK.F15.1/2".0309.19
	EVA-0411	C-A-2-11-1-111	D-212-0.370x0.250in	K-AS-2-1-1-2	B-2-F04S-F04S-1.33in		
3/4"	EVA-0309	C-A-1-11-1-111	D-112-0.370x0.250in	K-AS-1-1-1-2	B-2-F04S-F04S-1.33in		FTK.F15.3/4".0309.19
	EVA-0411	C-A-2-11-1-111	D-212-0.370x0.250in	K-AS-2-1-1-2	B-2-F04S-F04S-1.33in		
1"	EVA-0309	C-A-1-11-1-111	D-112-0.430x0.310in	K-AS-1-1-1-2	B-2-F05S-F04S-1.42in		FTK.F15.1".0309.19
	EVA-0411	C-A-2-11-1-111	D-212-0.430x0.310in	K-AS-2-1-1-2	B-2-F05S-F04S-1.42in		
1 1/2"	EVA-0411	C-A-2-11-1-111	D-212-0.620x0.370in	K-AS-2-1-1-2	B-2-F07M-F05M-1.45in		FTK.F15.1 1/2".0411.19
	EVA-0514	C-A-3-11-1-111	D-312-0.620x0.370in	K-AS-3-1-1-2	B-2-F07M-F05M-1.95in		
2"	EVA-0514	C-A-3-11-1-111	D-312-0.620x0.370in	K-AS-3-1-1-2	B-2-F07M-F05M-1.95in		FTK.F15.2".0514.19
	EVA-0717	C-A-4-11-1-111	D-412-0.620x0.370in	K-AS-4-1-1-2	B-2-F07M-F07M-1.95in		
2 1/2"	EVA-0717	C-A-4-11-1-111	D-412-1.100x0.670in	K-AS-4-1-1-2	Custom Bracket	F10 valve side, F10 actuator side, 2.9" tall, bracket drill out valve side exposed packing	FTK.F15.2 1/2".0717.19
	EVA-0717	C-A-4-11-1-111	D-412-1.100x0.670in	K-AS-4-1-1-2	Custom Bracket	F10 valve side, F10 actuator side, 2.9" tall, bracket drill out valve side exposed packing	FTK.F15.2 1/2".0717.19
3"	EVA-0717	C-A-4-11-1-111	D-412-1.100x0.670in	K-AS-4-1-1-2	Custom Bracket	F10 valve side, F10 actuator side, 2.9" tall, bracket drill out valve side exposed packing	FTK.F15.3".0717.19
	EVA-1022	C-A-5-11-1-111	D-512-1.100x0.670in	K-AS-5-1-1-2	Custom Bracket	F10 valve side, F12 actuator side, 3.15" tall, bracket drill out valve side exposed packing	FTK.F15.3".1022.19
4"	EVA-1022	C-A-5-11-1-111	D-512-1.100x0.670in	K-AS-5-1-1-2	Custom Bracket	F10 valve side, F12 actuator side, 3.15" tall, bracket drill out valve side exposed packing	FTK.F15.4".1022.19
	EVA-1227	C-A-6-11-1-111	D-612-1.100x0.670in	K-AS-6-1-1-2	Custom Bracket	F10 valve side, F12 actuator side, 3.15" tall, bracket drill out valve side exposed packing	FTK.F15.4".1227.19
6"	EVA-1227	C-A-6-11-1-111	D-612-1.710x1.020in	K-AS-6-1-1-2	Custom Bracket	F12 valve side, F16 actuator side, 3.83" tall, bracket drill out valve side exposed packing	FTK.F15.6".1227.19
	EVA-1436	C-A-7-11-1-111	D-712-1.710x1.020in	K-AS-7-1-1-2	Custom Bracket	F12 valve side, F16 actuator side, 4.08" tall, bracket drill out valve side exposed packing	FTK.F15.6".1436.19
8"	EVA-1227	C-A-6-11-1-111	D-612-1.710x1.020in	K-AS-6-1-1-2	Custom Bracket	F12 valve side, F16 actuator side, 3.33" tall, bracket drill out valve side exposed packing	FTK.F15.8".1227.19
	EVA-1436	C-A-7-11-1-111	D-712-1.710x1.020in	K-AS-7-1-1-2	Custom Bracket	F12 valve side, F16 actuator side, 3.58" tall, bracket drill out valve side exposed packing	FTK.F15.8".1436.19
10"	EVA-1646	C-A-8-11-1-111	D-812-1.970x1.380in	K-AS-8-1-1-2	Custom Bracket	F16 valve side, F16 actuator side, 4.86" tall, bracket drill out valve side exposed packing	FTK.F15.10".1646.19
	EVA-1646	C-A-8-11-1-111	D-812-1.970x1.380in	K-AS-8-1-1-2	Custom Bracket	F16 valve side, F16 actuator side, 4.86" tall, bracket drill out valve side exposed packing	FTK.F15.10".1646.19
12"	EVA-1646	C-A-8-11-1-111	D-812-1.970x1.380in	K-AS-8-1-1-2	Custom Bracket	F16 valve side, F16 actuator side, 4.86" tall, bracket drill out valve side exposed packing	FTK.F15.12".1646.19
	EVA-1646	C-A-8-11-1-111	D-812-1.970x1.380in	K-AS-8-1-1-2	Custom Bracket	F16 valve side, F16 actuator side, 4.86" tall, bracket drill out valve side exposed packing	FTK.F15.12".1646.19

**Disclaimer: Based on information available from valve manufacturer. All dimensions to be verified by customer prior to purchase confirmation.**

**Note\*: Only for actuator and hardware required for mounting to valve. Order auxiliary add-ons (e.g., solenoid valve, lockout & PST, limit switch, chemical resistant adder, etc.) separately. If buyer requires assembly of auxiliary add-ons and/or valve, labor will be charged separately.**