

Generic Input		Easytork internal use only	
Valve Brand	Flo-Tite	Valve Brand Truncate	FT
Series	DM51 - Brass Plated Ball	Series Truncate	DM51
Input: 1 = mm / 2 = in	2		
Safety Factor	25%		

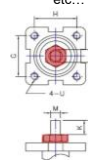
Actuator Design Year 16

Valve Input

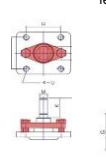
Direct Mount Check				Section Only For Non Direct Mount ("D.M"), Otherwise Leave Blank						Valve Dimension								
Valve Torque		Check		Bracket Check		Extended Shaft Check		Buyer Preference		Valve Info		Valve Flange		Valve Dimension		Valve Stem Shape and Dimension		
Published valve torque	Incl. safety factor	Any obstruction over flange?	1=Yes / 0=No	Obstruction for std. Easytork bracket?	Out. dia. of obstruction over flange surface	Are bolts for packing gland close to valve stem height?	If bolts interfere with valve stem, what is inside dia. between bolts?	If w/ bracket: How much valve stem capture?	If known, capturable valve stem height	In ISO (i.e. F05)	Flange to top of valve stem	Stem Shape	Valve stem dimension in in or mm	V	V1	V2	Insert orientation when valve is CLOSED. If Sq 1=diamond / 2=square If DD or B+K 1=in line / 2=not in line	
Valve Size	in-lb	in-lb	1=Yes / 0=No	1=Yes / 0=No	in/mm	1=Yes / 0=No	in/mm	in/mm	in/mm	in/mm	in/mm	in/mm	Key	in / mm	in/mm	in/mm	in/mm	1 = Diamond or in line / 2=Square or not in line
1/4"	53	66	No							F03	0.35	1	in	0.350	0.350		1	
3/8"	53	66	No							F03	0.35	1	in	0.350	0.350		1	
1/2"	53	66	No							F03	0.35	1	in	0.350	0.350		1	
3/4"	53	66	No							F03	0.35	1	in	0.350	0.350		1	
1"	53	66	No							F03	0.35	1	in	0.350	0.350		1	
1 1/4"	53	66	No							F03	0.35	1	in	0.350	0.350		1	
1 1/2"	150	188	No							F05	0.43	1	in	0.430	0.430		1	
2"	150	188	No							F05	0.43	1	in	0.430	0.430		1	
2 1/2"	275	344	No							F07	0.59	1	in	0.550	0.550		1	
3"	275	344	No							F07	0.59	1	in	0.550	0.550		1	
4"	646	808	No							F07	0.69	1	in	0.670	0.670		1	
		0																
		0																
		0																
		0																
		0																
		0																
		0																
		0																

Notes:

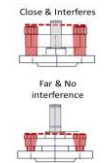
le. Gland, capi, etc...



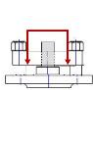
If not known, leave blank



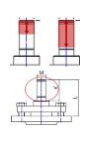
Close & Interferes



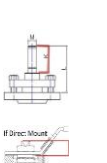
Far & No interference



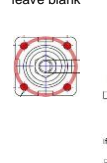
If not known, leave blank




If not known, leave blank



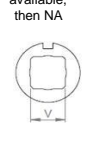
If not known, leave blank



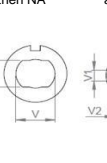
If not known, leave blank



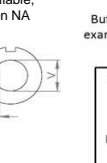
If info not available, then NA



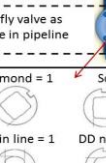
If info not available, then NA



If info not available, then NA



When Valve Is CLOSED Is valve stem: Butterfly valve as example in pipeline



Diamond = 1      Square = 2

DD in line = 1      DD not in line = 2

Key in line = 1      Key not in line = 2

**Disclaimer: Based on information available from valve manufacturer. All dimensions to be verified by customer prior to purchase confirmation.**

Valve Size	Required Actuator Range	Individual Part Order Code* (If ordered with the below order codes, Easytork will ship each part as standalone)				2017 List Price					Complete Actuator to Valve Order Code*
		Actuator	Insert	Extended Shaft	Bracket	Actuator +	Insert +	Extended Shaft +	Bracket or Plate +	= Total Package: Actuator and hardware for mounting to valve	
1/4"	EVA-0309	C-A-1-11-1-111									FT.DM51.1/4".0309.16
	EVA-0309	C-A-1-11-1-111									FT.DM51.1/4".0309.16
3/8"	EVA-0309	C-A-1-11-1-111									FT.DM51.3/8".0309.16
	EVA-0309	C-A-1-11-1-111									FT.DM51.3/8".0309.16
1/2"	EVA-0309	C-A-1-11-1-111									FT.DM51.1/2".0309.16
	EVA-0309	C-A-1-11-1-111									FT.DM51.1/2".0309.16
3/4"	EVA-0309	C-A-1-11-1-111									FT.DM51.3/4".0309.16
	EVA-0309	C-A-1-11-1-111									FT.DM51.3/4".0309.16
1"	EVA-0309	C-A-1-11-1-111									FT.DM51.1".0309.16
	EVA-0309	C-A-1-11-1-111									FT.DM51.1".0309.16
1 1/4"	EVA-0309	C-A-1-11-1-111									FT.DM51.1 1/4".0309.16
	EVA-0309	C-A-1-11-1-111									FT.DM51.1 1/4".0309.16
1 1/2"	EVA-0411	C-A-2-11-1-111									FT.DM51.1 1/2".0411.16
	EVA-0514	C-A-3-11-1-111	D-311-0.430x0.430in								FT.DM51.1 1/2".0514.16
2"	EVA-0411	C-A-2-11-1-111									FT.DM51.2".0411.16
	EVA-0514	C-A-3-11-1-111	D-311-0.430x0.430in								FT.DM51.2".0514.16
2 1/2"	EVA-0514	C-A-3-11-1-111									FT.DM51.2 1/2".0514.16
	EVA-0514	C-A-3-11-1-111									FT.DM51.2 1/2".0514.16
3"	EVA-0514	C-A-3-11-1-111									FT.DM51.3".0514.16
	EVA-0514	C-A-3-11-1-111									FT.DM51.3".0514.16
4"	EVA-0717	C-A-4-11-1-111									FT.DM51.4".0717.16
	EVA-1022	C-A-5-11-1-111	D-511-0.670x0.670in								FT.DM51.4".1022.16

**Disclaimer:** Based on information available from valve manufacturer. All dimensions to be verified by customer prior to purchase confirmation.

**Note\*:** Only for actuator and hardware required for mounting to valve. Order auxiliary add-ons (e.g., solenoid valve, lockout & PST, limit switch, chemical resistant adder, etc.) separately. If buyer requires assembly of auxiliary add-ons and/or valve, labor will be charged separately.