

Generic Input		Easytork internal use only	
Valve Brand	Flo-Tite	Valve Brand Truncate	FT
Series	DM310 - Threaded	Series Truncate	DM310
Input: 1 = mm / 2 = in	2		
Safety Factor	25%		

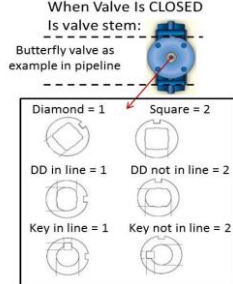
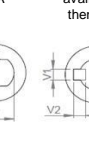
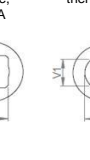
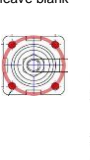
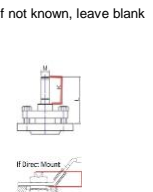
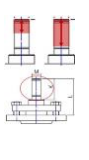
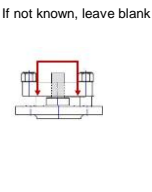
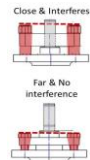
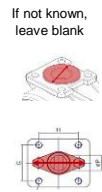
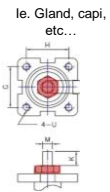
Actuator Design Year

16

Valve Input

Direct Mount Check				Section Only For Non Direct Mount ("D.M"), Otherwise Leave Blank						Valve Dimension									
Valve Torque		Check		Bracket Check		Extended Shaft Check		Buyer Preference		Valve Info		Valve Flange		Valve Dimension		Valve Stem Shape and Dimension			
Published valve torque	Incl. safety factor	Any obstruction over flange?	1=Yes / 0=No	Obstruction for std. Easytork bracket?	Out. dia. of obstruction over flange surface	Are bolts for packing gland close to valve stem height?	If bolts interfere with valve stem, what is inside dia. between bolts?	If w/ bracket: How much valve stem capture?	If known, capturable valve stem height	In ISO (i.e. F05)	Flange to top of valve stem	Stem Shape	Valve stem dimension in in or mm	V	V1	V2	Insert orientation when valve is CLOSED. If Sq 1=diamond / 2=square If DD or B+K 1=in line / 2=not in line		
Valve Size	in-lb	in-lb	1=Yes / 0=No	1=Yes / 0=No	in/mm	1=Yes / 0=No	in/mm	in/mm	in/mm	in/mm	in/mm	in/mm	Key	in / mm	in/mm	in/mm	in/mm	1 = Diamond or in line / 2=Square or not in line	
1/4"	50	63	No								F03	0.35	1	in	0.350	0.350			1
3/8"	50	63	No								F03	0.35	1	in	0.350	0.350			1
1/2"	55	69	No								F03	0.35	1	in	0.350	0.350			1
3/4"	70	88	No								F03	0.35	1	in	0.350	0.350			1
1"	100	125	No								F05	0.55	1	in	0.430	0.430			1
1 1/4"	190	238	No								F05	0.55	1	in	0.430	0.430			1
1 1/2"	390	488	No								F07	0.71	1	in	0.550	0.550			1
2"	480	600	No								F07	0.71	1	in	0.550	0.550			1
2 1/2"	735	919	No								F10	0.87	1	in	0.670	0.670			1
3"	800	1,000	No								F10	0.87	1	in	0.670	0.670			1
4"	1,410	1,763	No								F12	1.18	1	in	0.870	0.870			1
			0																
			0																
			0																
			0																
			0																
			0																
			0																
			0																

Notes:



**Disclaimer: Based on information available from valve manufacturer. All dimensions to be verified by customer prior to purchase confirmation.**

Valve Size	Required Actuator Range	Individual Part Order Code* (If ordered with the below order codes, Easytork will ship each part as standalone)				2017 List Price					Complete Actuator to Valve Order Code*
		Actuator	Insert	Extended Shaft	Bracket	Actuator +	Insert +	Extended Shaft +	Bracket or Plate +	= Total Package: Actuator and hardware for mounting to valve	
1/4"	EVA-0309	C-A-1-11-1-111									FT.DM310.1/4".0309.16
	EVA-0309	C-A-1-11-1-111									FT.DM310.1/4".0309.16
3/8"	EVA-0309	C-A-1-11-1-111									FT.DM310.3/8".0309.16
	EVA-0309	C-A-1-11-1-111									FT.DM310.3/8".0309.16
1/2"	EVA-0309	C-A-1-11-1-111									FT.DM310.1/2".0309.16
	EVA-0309	C-A-1-11-1-111									FT.DM310.1/2".0309.16
3/4"	EVA-0309	C-A-1-11-1-111									FT.DM310.3/4".0309.16
	EVA-0309	C-A-1-11-1-111									FT.DM310.3/4".0309.16
1"	EVA-0411	C-A-2-11-1-111									FT.DM310.1".0411.16
	EVA-0411	C-A-2-11-1-111									FT.DM310.1".0411.16
1 1/4"	EVA-0411	C-A-2-11-1-111									FT.DM310.1 1/4".0411.16
	EVA-0514	C-A-3-11-1-111	D-311-0.430x0.430in								FT.DM310.1 1/4".0514.16
1 1/2"	EVA-0514	C-A-3-11-1-111									FT.DM310.1 1/2".0514.16
	EVA-0717	C-A-4-11-1-111	D-411-0.550x0.550in								FT.DM310.1 1/2".0717.16
2"	EVA-0514	C-A-3-11-1-111									FT.DM310.2".0514.16
	EVA-0717	C-A-4-11-1-111	D-411-0.550x0.550in								FT.DM310.2".0717.16
2 1/2"	EVA-0717	C-A-4-11-1-111									FT.DM310.2 1/2".0717.16
	EVA-1022	C-A-5-11-1-111	D-511-0.670x0.670in								FT.DM310.2 1/2".1022.16
3"	EVA-0717	C-A-4-11-1-111									FT.DM310.3".0717.16
	EVA-1022	C-A-5-11-1-111	D-511-0.670x0.670in								FT.DM310.3".1022.16
4"	EVA-1022	C-A-5-11-1-111									FT.DM310.4".1022.16
	EVA-1227	C-A-6-11-1-111	D-611-0.870x0.870in								FT.DM310.4".1227.16

**Disclaimer:** Based on information available from valve manufacturer. All dimensions to be verified by customer prior to purchase confirmation.

**Note\*:** Only for actuator and hardware required for mounting to valve. Order auxiliary add-ons (e.g., solenoid valve, lockout & PST, limit switch, chemical resistant adder, etc.) separately. If buyer requires assembly of auxiliary add-ons and/or valve, labor will be charged separately.