

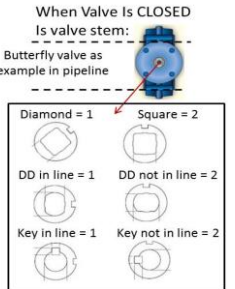
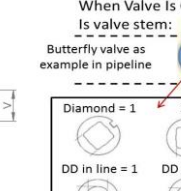
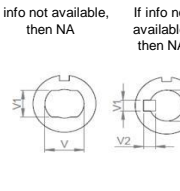
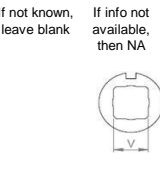
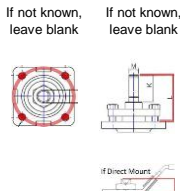
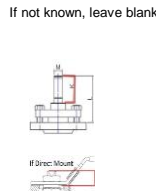
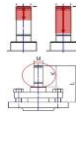
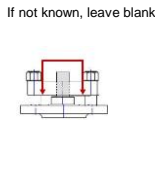
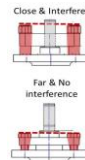
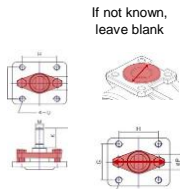
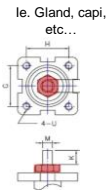
Generic Input		Easytork internal use only	
Valve Brand	Flo-Tite	Valve Brand Truncate	FT
Series	EconoChem Models: 100, 110, 120, 130	Series Truncate	EC
Input: 1 = mm / 2 = in	2		
Safety Factor	25%		

Actuator Design Year 16

Valve Input

Valve Torque				Section Only For Non Direct Mount ("D.M"), Otherwise Leave Blank						Valve Dimension							
Direct Mount Check				Bracket Check		Extended Shaft Check		Buyer Preference		Valve Info		Valve Flange		Valve Dimension		Valve Stem Shape and Dimension	
Published valve torque	Incl. safety factor	Any obstruction over flange?		Obstruction for std. Easytork bracket?	Out. dia. of obstruction over flange surface	Are bolts for packing gland close to valve stem height?	If bolts interfere with valve stem, what is inside dia. between bolts?	If w/ bracket: How much valve stem capture?	If known, capturable valve stem height	In ISO (i.e. F05)	Flange to top of valve stem	Stem Shape	Valve stem dimension in in or mm	V	V1	V2	Insert orientation when valve is CLOSED. If Sq 1=diamond / 2=square If DD or B+K 1=in line / 2=not in line
Valve Size	in-lb	in-lb	1=Yes / 0=No	1=Yes / 0=No	in/mm	1=Yes / 0=No	in/mm	in/mm	in/mm	in/mm	in/mm	in/mm	Key	in / mm	in/mm	in/mm	in/mm
1/4"	35	44	Yes	No		No		0.200	0.20	F03	0.52	2	in	0.313	0.197		
3/8"	35	44	Yes	No		No		0.200	0.20	F03	0.52	2	in	0.313	0.197		
1/2"	47	59	Yes	No		No		0.250	0.25	F03	0.62	2	in	0.313	0.197		
3/4"	82	103	Yes	No		No		0.250	0.25	F03	0.72	2	in	0.375	0.256		
1"	90	113	Yes	Yes	1.210	No		0.312	0.31	F04	0.85	2	in	0.438	0.315		
1 1/4"	124	155	Yes	Yes	1.210	No		0.312	0.31	F04	0.91	2	in	0.438	0.315		
1 1/2"	185	231	Yes	Yes	1.420	No		0.375	0.38	F05	0.98	2	in	0.500	0.354		
2"	300	375	Yes	Yes	1.420	No		0.312	0.31	F05	0.91	2	in	0.500	0.354		
2 1/2"	440	550	Yes	Yes	2.200	No		0.750	0.75	F07	1.62	2	in	0.750	0.472		
3"	770	963	Yes	Yes	2.800	No		0.750	0.75	F10	1.56	2	in	0.750	0.472		
4"	1,400	1,750	Yes	No		No		0.750	0.75	F10	1.85	2	in	1.000	0.630		
		0															
		0															
		0															
		0															
		0															
		0															
		0															
		0															
		0															

Notes:



**Disclaimer: Based on information available from valve manufacturer. All dimensions to be verified by customer prior to purchase confirmation.**

Valve Size	Required Actuator Range	Individual Part Order Code*				2017 List Price					Complete Actuator to Valve Order Code*
		(If ordered with the below order codes, Easytork will ship each part as standalone)				Actuator +	Insert +	Extended Shaft +	Bracket or Plate +	= Total Package: Actuator and hardware for mounting to valve	Easytork will ship the actuator, insert, extended shaft, and bracket unassembled in one SKU box.  Refer to <u>Assembly &amp; Labor</u> tab if buyer wants Easytork to assemble items together.
		Actuator	Insert	Extended Shaft	Bracket						
1/4"	EVA-0309	C-A-1-11-1-111	D-112-0.313x0.197in	K-AS-1-1-1-2	B-2-F03S-F04S-1.32in						FT.EC.1/4".0309.16
	EVA-0309	C-A-1-11-1-111	D-112-0.313x0.197in	K-AS-1-1-1-2	B-2-F03S-F04S-1.32in						FT.EC.1/4".0309.16
3/8"	EVA-0309	C-A-1-11-1-111	D-112-0.313x0.197in	K-AS-1-1-1-2	B-2-F03S-F04S-1.32in						FT.EC.3/8".0309.16
	EVA-0309	C-A-1-11-1-111	D-112-0.313x0.197in	K-AS-1-1-1-2	B-2-F03S-F04S-1.32in						FT.EC.3/8".0309.16
1/2"	EVA-0309	C-A-1-11-1-111	D-112-0.313x0.197in	K-AS-1-1-1-2	B-2-F03S-F04S-1.37in						FT.EC.1/2".0309.16
	EVA-0309	C-A-1-11-1-111	D-112-0.313x0.197in	K-AS-1-1-1-2	B-2-F03S-F04S-1.37in						FT.EC.1/2".0309.16
3/4"	EVA-0309	C-A-1-11-1-111	D-112-0.375x0.256in	K-AS-1-1-1-2	B-2-F03S-F04S-1.47in						FT.EC.3/4".0309.16
	EVA-0411	C-A-2-11-1-111	D-212-0.375x0.256in	K-AS-2-1-1-2	B-2-F03S-F04S-1.47in						FT.EC.3/4".0411.16
1"	EVA-0309	C-A-1-11-1-111	D-112-0.438x0.315in	K-AS-1-1-1-2	#VALUE!						FT.EC.1".0309.16
	EVA-0411	C-A-2-11-1-111	D-212-0.438x0.315in	K-AS-2-1-1-2	#VALUE!						FT.EC.1".0411.16
1 1/4"	EVA-0309	C-A-1-11-1-111	D-112-0.438x0.315in	K-AS-1-1-1-2	#VALUE!						FT.EC.1 1/4".0309.16
	EVA-0411	C-A-2-11-1-111	D-212-0.438x0.315in	K-AS-2-1-1-2	#VALUE!						FT.EC.1 1/4".0411.16
1 1/2"	EVA-0411	C-A-2-11-1-111	D-212-0.500x0.354in	K-AS-2-1-1-2	#VALUE!						FT.EC.1 1/2".0411.16
	EVA-0514	C-A-3-11-1-111	D-312-0.500x0.354in	K-AS-3-1-1-2	#VALUE!						FT.EC.1 1/2".0514.16
2"	EVA-0514	C-A-3-11-1-111	D-312-0.500x0.354in	K-AS-3-1-1-2	#VALUE!						FT.EC.2".0514.16
	EVA-0717	C-A-4-11-1-111	D-412-0.500x0.354in	K-AS-4-1-1-2	#VALUE!						FT.EC.2".0717.16
2 1/2"	EVA-0514	C-A-3-11-1-111	D-312-0.750x0.472in	K-AS-3-1-1-2	#VALUE!						FT.EC.2 1/2".0514.16
	EVA-0717	C-A-4-11-1-111	D-412-0.750x0.472in	K-AS-4-1-1-2	#VALUE!						FT.EC.2 1/2".0717.16
3"	EVA-0717	C-A-4-11-1-111	D-412-0.750x0.472in	K-AS-4-1-1-2	#VALUE!						FT.EC.3".0717.16
	EVA-1022	C-A-5-11-1-111	D-512-0.750x0.472in	K-AS-5-1-1-2	#VALUE!						FT.EC.3".1022.16
4"	EVA-1022	C-A-5-11-1-111	D-512-1.000x0.630in	K-AS-5-1-1-2	B-2-F10L-F10L-2.85in						FT.EC.4".1022.16
	EVA-1227	C-A-6-11-1-111	D-612-1.000x0.630in	K-AS-6-1-1-2	B-2-F10L-F12L-2.85in						FT.EC.4".1227.16

**Disclaimer:** Based on information available from valve manufacturer. All dimensions to be verified by customer prior to purchase confirmation.

**Note\*:** Only for actuator and hardware required for mounting to valve. Order auxiliary add-ons (e.g., solenoid valve, lockout & PST, limit switch, chemical resistant adder, etc.) separately. If buyer requires assembly of auxiliary add-ons and/or valve, labor will be charged separately.