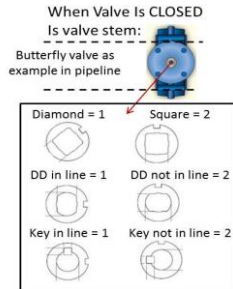
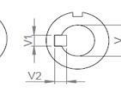
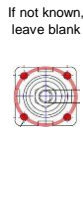
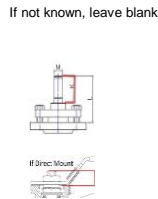
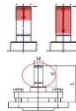
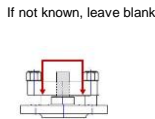
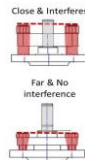
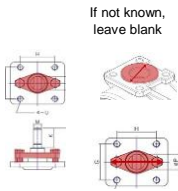
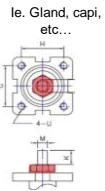


Generic Input		Easytork internal use only	
Valve Brand	Flo-Tite	Valve Brand Truncate	FT
Series	Tri-Pro Series Full Bore	Series Truncate	TP-FB
Input: 1 = mm / 2 = in	2		
Safety Factor	25%		

Valve Input

Valve Torque		Direct Mount Check		Section Only For Non Direct Mount ("D.M"), Otherwise Leave Blank						Valve Dimension							
				Bracket Check		Extended Shaft Check		Buyer Preference		Valve Info		Valve Flange Dimension		Valve Stem Shape and Dimension			
Published valve torque	Incl. safety factor	Any obstruction over flange?		Obstruction for std. Easytork bracket?	Out. dia. of obstruction over flange surface	Are bolts for packing gland close to valve stem height?	If bolts interfere with valve stem, what is inside dia. between bolts?	If w/ bracket: How much valve stem capture?	If known, capturable valve stem height	In ISO (i.e. F05) or in	Flange to top of valve stem	Stem Shape 1 = Square 2 = Double D 3 = Bore + Key	Valve stem dimension in in or mm	V Sq - sq DD - bore b+k - bore	V1 Sq - sq DD - flat b+k - key	V2 b+k - key (leave blank if Sq or DD)	Insert orientation when valve is CLOSED. If Sq 1=diamond / 2=square If DD or B+K 1=in line / 2=not in line
Valve Size	in-lb	in-lb	1=Yes / 0=No	1=Yes / 0=No	in/mm	1=Yes / 0=No	in/mm	in/mm	in/mm	in/mm	in/mm	in/mm	in/mm	in/mm	in/mm	in/mm	1 = Diamond or in line / 2=Square or not in line
1/4"	75	94	Yes	No		No		0.200	0.28	F04	0.53	2	in	0.470	0.250		1
3/8"	75	94	Yes	No		No		0.200	0.28	F04	0.53	2	in	0.470	0.250		1
1/2"	85	106	Yes	No		No		0.200	0.28	F04	0.53	2	in	0.470	0.250		1
3/4"	140	175	Yes	No		No		0.200	0.28	F04	0.53	2	in	0.470	0.250		1
1"	190	238	Yes	No		No		0.312	0.44	F05	0.74	2	in	0.550	0.315		1
1 1/4"	320	400	Yes	No		No		0.312	0.44	F05	0.74	2	in	0.550	0.315		1
1 1/2"	430	538	Yes	No		No		0.375	0.53	F07	0.88	2	in	0.630	0.374		1
2"	560	700	Yes	No		No		0.375	0.53	F07	0.88	2	in	0.630	0.374		1
2 1/2"	950	1,188	Yes														1
3"	1,200	1,500	Yes	Yes		No		0.875	1.75	F10	2.76	2	in	1.100	0.669		1
4"	2,150	2,688	Yes	Yes		No		0.875	2.03	F12	2.91	2	in	1.340	1.024		1

Notes:



**Disclaimer: Based on information available from valve manufacturer. All dimensions to be verified by customer prior to purchase confirmation.**

Valve Size	Required Actuator Range	Individual Part Order Code* (If ordered with the below order codes, Easytork will ship each part as standalone)				2017 List Price					Complete Actuator to Valve Order Code*
		Actuator	Insert	Extended Shaft	Bracket	Actuator +	Insert +	Extended Shaft +	Bracket or Plate +	= Total Package: Actuator and hardware for mounting to valve	
1/4"	EVA-0309	C-A-1-11-1-111	D-112-0.470x0.250in	K-AS-1-1-1-2	B-2-F04S-F04S-1.33in						FT.TP-FB.1/4".0309.16
	EVA-0309	C-A-1-11-1-111	D-112-0.470x0.250in	K-AS-1-1-1-2	B-2-F04S-F04S-1.33in						FT.TP-FB.1/4".0309.16
3/8"	EVA-0309	C-A-1-11-1-111	D-112-0.470x0.250in	K-AS-1-1-1-2	B-2-F04S-F04S-1.33in						FT.TP-FB.3/8".0309.16
	EVA-0309	C-A-1-11-1-111	D-112-0.470x0.250in	K-AS-1-1-1-2	B-2-F04S-F04S-1.33in						FT.TP-FB.3/8".0309.16
1/2"	EVA-0309	C-A-1-11-1-111	D-112-0.470x0.250in	K-AS-1-1-1-2	B-2-F04S-F04S-1.33in						FT.TP-FB.1/2".0309.16
	EVA-0411	C-A-2-11-1-111	D-212-0.470x0.250in	K-AS-2-1-1-2	B-2-F04S-F04S-1.33in						FT.TP-FB.1/2".0411.16
3/4"	EVA-0309	C-A-1-11-1-111	D-112-0.470x0.250in	K-AS-1-1-1-2	B-2-F04S-F04S-1.33in						FT.TP-FB.3/4".0309.16
	EVA-0411	C-A-2-11-1-111	D-212-0.470x0.250in	K-AS-2-1-1-2	B-2-F04S-F04S-1.33in						FT.TP-FB.3/4".0411.16
1"	EVA-0411	C-A-2-11-1-111	D-212-0.550x0.315in	K-AS-2-1-1-2	B-2-F05S-F04S-1.428in						FT.TP-FB.1".0411.16
	EVA-0514	C-A-3-11-1-111	D-312-0.550x0.315in	K-AS-3-1-1-2	B-2-F05S-F05S-1.928in						FT.TP-FB.1".0514.16
1 1/4"	EVA-0514	C-A-3-11-1-111	D-312-0.550x0.315in	K-AS-3-1-1-2	B-2-F05S-F05S-1.928in						FT.TP-FB.1 1/4".0514.16
	EVA-0717	C-A-4-11-1-111	D-412-0.550x0.315in	K-AS-4-1-1-2	B-2-F05S-F05S-1.928in						FT.TP-FB.1 1/4".0717.16
1 1/2"	EVA-0514	C-A-3-11-1-111	D-312-0.630x0.374in	K-AS-3-1-1-2	B-2-F07M-F05M-2.005in						FT.TP-FB.1 1/2".0514.16
	EVA-0717	C-A-4-11-1-111	D-412-0.630x0.374in	K-AS-4-1-1-2	B-2-F07M-F07M-2.005in						FT.TP-FB.1 1/2".0717.16
2"	EVA-0514	C-A-3-11-1-111	D-312-0.630x0.374in	K-AS-3-1-1-2	B-2-F07M-F05M-2.005in						FT.TP-FB.2".0514.16
	EVA-0717	C-A-4-11-1-111	D-412-0.630x0.374in	K-AS-4-1-1-2	B-2-F07M-F07M-2.005in						FT.TP-FB.2".0717.16
2 1/2"	EVA-0717	C-A-4-11-1-111	#VALUE!	K-AS-4-1-1-2	TBD						FT.TP-FB.2 1/2".0717.16
	EVA-1022	C-A-5-11-1-111	#VALUE!	K-AS-5-1-1-2	TBD						FT.TP-FB.2 1/2".1022.16
3"	EVA-0717	C-A-4-11-1-111	D-412-1.100x0.669in	K-AS-4-1-1-2	#VALUE!						FT.TP-FB.3".0717.16
	EVA-1227	C-A-6-11-1-111	D-612-1.100x0.669in	K-AS-6-1-1-2	#VALUE!						FT.TP-FB.3".1227.16
4"	EVA-1022	C-A-5-11-1-111	D-512-1.340x1.024in	K-AS-5-1-1-2	#VALUE!						FT.TP-FB.4".1022.16
	EVA-1227	C-A-6-11-1-111	D-612-1.340x1.024in	K-AS-6-1-1-2	#VALUE!						FT.TP-FB.4".1227.16

**Disclaimer:** Based on information available from valve manufacturer. All dimensions to be verified by customer prior to purchase confirmation.

**Note\*:** Only for actuator and hardware required for mounting to valve. Order auxiliary add-ons (e.g., solenoid valve, lockout & PST, limit switch, chemical resistant adder, etc.) separately. If buyer requires assembly of auxiliary add-ons and/or valve, labor will be charged separately.