

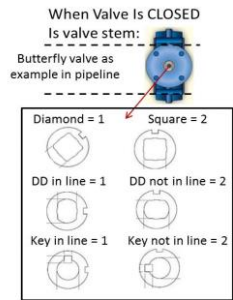
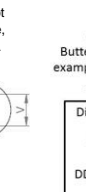
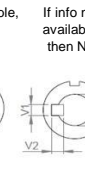
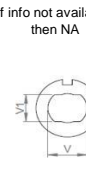
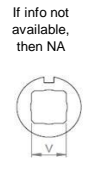
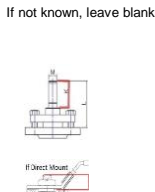
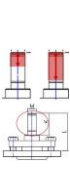
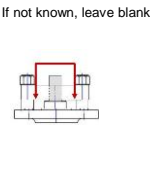
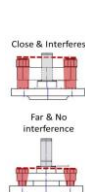
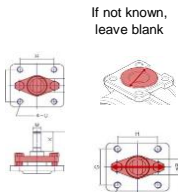
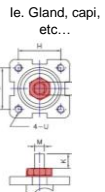
Generic Input		Easytork internal use only	
Valve Brand	Flowseal	Valve Brand Truncate	FS
Series	150#	Series Truncate	150#
Input: 1 = mm / 2 = in	2		
Safety Factor	25%		

Actuator Design Year 16

Valve Input

Valve Size	Direct Mount Check			Section Only For Non Direct Mount ("D.M"), Otherwise Leave Blank						Valve Dimension						
	Published valve torque	Incl. safety factor	Any obstruction over flange?	Bracket Check		Extended Shaft Check		Buyer Preference	Valve Info	Valve Flange	Valve Dimension	Valve Stem Shape and Dimension				
				Possible obstruction for std. Easytork bracket?	Out. dia. of obstruction over flange surface	Are bolts for packing gland close to valve stem height?	If bolts interfere with valve stem, what is inside dia. between bolts	If w/ bracket: How much valve stem capture?	If known, capturable valve stem height	In SQ Dimension	Flange to top of valve stem	Stem Shape	Valve stem dimension in in or mm	V	V1	V2
2"	0	0	Yes	Yes	3.130	No		1.15	2.25	3.34	3	in	0.500	0.188	0.188	1
2 1/2"	0	0	Yes	Yes	3.130	No		1.15	2.25	3.34	3	in	0.500	0.188	0.188	1
3"	200	250	Yes	Yes	3.130	No		1.41	2.25	3.60	3	in	0.625	0.188	0.188	1
3 1/2"	0	0	Yes	Yes	3.130	No		1.41	2.25	3.60	3	in	0.625	0.188	0.188	1
4"	225	281	Yes	Yes	3.130	No		1.48	2.25	3.67	3	in	0.625	0.188	0.188	1
5"	0	0	Yes	Yes	3.130	No		1.62	2.25	3.81	3	in	0.750	0.250	0.250	1
6"	540	675	Yes	Yes	3.130	No		1.62	2.25	3.81	3	in	0.750	0.250	0.250	1
8"	910	1,138	Yes	Yes	3.130	No		1.62	2.25	3.81	3	in	1.000	0.375	0.375	1
10"	1,620	2,025	Yes	Yes	3.880	No		1.90	3.25	4.09	3	in	1.250	0.375	0.375	1
12"	2,530	3,163	Yes	Yes	3.880	No		2.62	3.25	4.84	3	in	1.500	0.375	0.375	1
14"	3,720	4,650	Yes	Yes	3.880	No		2.65	3.25	4.84	3	in	1.500	0.375	0.375	1
0	0	0	0	0	0	0	0	0	0	0	0	0	0	0	0	0

Notes:



Disclaimer: Based on information available from valve manufacturer. All dimensions to be verified by customer prior to purchase confirmation.

Valve Size	Required Actuator Range	Individual Part Order Code* (If ordered with the below order codes, Easytork will ship each part as standalone)				2017 List Price				Complete Actuator to Valve Order Code*	
		Actuator	Insert	Extended Shaft	Bracket	Actuator +	Insert +	Extended Shaft +	Bracket or Plate +	= Total Package: Actuator and hardware for mounting to valve	
2"	EVA-0411	C-A-2-11-1-111	D-213-0.500x0.188x0.188in		B-2-2.25SQ-F04M-2.63in						FS.150#.2".0411.16
	EVA-0514	C-A-3-11-1-111	D-313-0.500x0.188x0.188in		B-2-2.25SQ-F07M-2.63in						FS.150#.2".0514.16
2 1/2"	EVA-0411	C-A-2-11-1-111	D-213-0.500x0.188x0.188in		B-2-2.25SQ-F04M-2.63in						FS.150#.2 1/2".0411.16
	EVA-0514	C-A-3-11-1-111	D-313-0.500x0.188x0.188in		B-2-2.25SQ-F07M-2.63in						FS.150#.2 1/2".0514.16
3"	EVA-0514	C-A-3-11-1-111	D-313-0.625x0.188x0.188in		B-2-2.25SQ-F07M-2.83in						FS.150#.3".0514.16
	EVA-0514	C-A-3-11-1-111	D-313-0.625x0.188x0.188in		B-2-2.25SQ-F07M-2.83in						FS.150#.3".0514.16
3 1/2"	EVA-0514	C-A-3-11-1-111	D-313-0.625x0.188x0.188in		B-2-2.25SQ-F07M-2.83in						FS.150#.3 1/2".0514.16
	EVA-0514	C-A-3-11-1-111	D-313-0.625x0.188x0.188in		B-2-2.25SQ-F07M-2.83in						FS.150#.3 1/2".0514.16
4"	EVA-0514	C-A-3-11-1-111	D-313-0.625x0.188x0.188in		B-2-2.25SQ-F07M-2.83in						FS.150#.4".0514.16
	EVA-0514	C-A-3-11-1-111	D-313-0.625x0.188x0.188in		B-2-2.25SQ-F07M-2.83in						FS.150#.4".0514.16
5"	EVA-0717	C-A-4-11-1-111	D-413-0.750x0.250x0.250in		B-2-2.25SQ-F07M-2.83in						FS.150#.5".0717.16
	EVA-0717	C-A-4-11-1-111	D-413-0.750x0.250x0.250in		B-2-2.25SQ-F07M-2.83in						FS.150#.5".0717.16
6"	EVA-0717	C-A-4-11-1-111	D-413-0.750x0.250x0.250in		B-2-2.25SQ-F07M-2.83in						FS.150#.6".0717.16
	EVA-0717	C-A-4-11-1-111	D-413-0.750x0.250x0.250in		B-2-2.25SQ-F07M-2.83in						FS.150#.6".0717.16
8"	EVA-1022	C-A-5-11-1-111	D-513-1.000x0.375x0.375in		B-2-2.25SQ-F07M-2.63in						FS.150#.8".1022.16
	EVA-1022	C-A-5-11-1-111	D-513-1.000x0.375x0.375in		B-2-2.25SQ-F07M-2.63in						FS.150#.8".1022.16
10"	EVA-1227	C-A-6-11-1-111	D-613-1.250x0.375x0.375in		B-2-3.25SQ-F10L-2.60in						FS.150#.10".1227.16
	EVA-1227	C-A-6-11-1-111	D-613-1.250x0.375x0.375in		B-2-3.25SQ-F10L-2.60in						FS.150#.10".1227.16
12"	EVA-1227	C-A-6-11-1-111	D-613-1.500x0.375x0.375in		B-2-3.25SQ-F12L-3.27in						FS.150#.12".1227.16
	EVA-1227	C-A-6-11-1-111	D-613-1.500x0.375x0.375in		B-2-3.25SQ-F12L-3.27in						FS.150#.12".1227.16
14"	EVA-1227	C-A-6-11-1-111	D-613-1.500x0.375x0.375in		B-2-3.25SQ-F12L-3.27in						FS.150#.14".1227.16
	EVA-1436	C-A-7-11-1-111	D-713-1.500x0.375x0.375in		Special						FS.150#.14".1436.16

Disclaimer: Based on information available from valve manufacturer. All dimensions to be verified by customer prior to purchase confirmation.

Note*: Only for actuator and hardware required for mounting to valve. Order auxiliary add-ons (e.g., solenoid valve, lockout & PST, limit switch, chemical resistant adder, etc.) separately. If buyer requires assembly of auxiliary add-ons and/or valve, labor will be charged separately.