

Generic Input		Easytork internal use only	
Valve Brand	J Flow	Valve Brand Truncate	JF
Series	DM4500	Series Truncate	DM4500
Input: 1 = mm / 2 = in	1		
Safety Factor	25%		

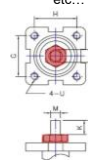
Actuator Design Year 16

Valve Input

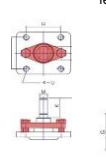
Valve Torque		Direct Mount Check		Section Only For Non Direct Mount ("D.M"), Otherwise Leave Blank						Valve Dimension							
				Bracket Check		Extended Shaft Check		Buyer Preference		Valve Info		Valve Flange Dimension		Valve Stem Shape and Dimension			
Published valve torque	Incl. safety factor	Any obstruction over flange?		Possible obstruction for std. Easytork bracket?	Out. dia. of obstruction over flange surface	Are bolts for packing gland close to valve stem height?	If bolts interfere with valve stem, what is inside dia. between bolts?	If w/ bracket: How much valve stem capture?	If known, capturable valve stem height	In ISO (i.e. F05)	Flange to top of valve stem	Stem Shape	Valve stem dimension in in or mm	V	V1	V2	Insert orientation when valve is CLOSED. If Sq 1=diamond / 2=square If DD or B+K 1=in line / 2=not in line
Valve Size	in-lb	in-lb	1=Yes / 0=No	1=Yes / 0=No	in/mm	1=Yes / 0=No	in/mm	in/mm	in/mm	in/mm	in/mm	Key	in / mm	in/mm	in/mm	in/mm	1 = Diamond or in line / 2=Square or not in line
1/4"	45	56	No							36	11.00	1	mm	9.00	9.00		1
3/8"	45	56	No							36	11.00	1	mm	9.00	9.00		1
1/2"	55	69	No							36	11.00	1	mm	9.00	9.00		1
3/4"	65	81	No							36	11.00	1	mm	9.00	9.00		1
1"	85	106	No							50	14.00	1	mm	11.00	11.00		1
1 1/4"	145	181	No							50	14.00	1	mm	11.00	11.00		1
1 1/2"	240	300	No							50	18.00	1	mm	14.00	14.00		1
2"	270	338	No							50	18.00	1	mm	14.00	14.00		1
2 1/2"	605	756	No							70	22.00	1	mm	17.00	17.00		1
3"	755	944	No							70	22.00	1	mm	17.00	17.00		1
4"	930	1,163	No							102	26.00	1	mm	22.00	22.00		1
		0															
		0															
		0															
		0															
		0															
		0															
		0															
		0															

Notes:

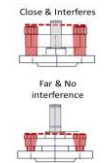
le. Gland, capi, etc...



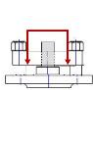
If not known, leave blank



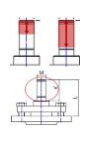
Close & Interferes



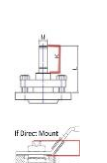
Far & No interference



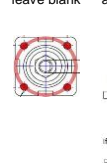
If not known, leave blank



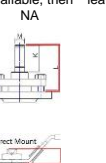
If not known, leave blank



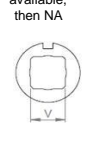
If not known, leave blank



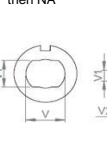
If info not available, then NA



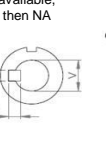
If not known, leave blank



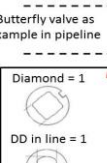
If info not available, then NA



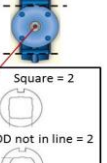
If info not available, then NA



If info not available, then NA



When Valve Is CLOSED Is valve stem: Butterfly valve as example in pipeline



Diamond = 1	Square = 2
DD in line = 1	DD not in line = 2
Key in line = 1	Key not in line = 2

Disclaimer: Based on information available from valve manufacturer. All dimensions to be verified by customer prior to purchase confirmation.

Valve Size	Required Actuator Range	Individual Part Order Code* (If ordered with the below order codes, Easytork will ship each part as standalone)				2017 List Price					Complete Actuator to Valve Order Code*
		Actuator	Insert	Extended Shaft	Bracket	Actuator +	Insert +	Extended Shaft +	Bracket or Plate +	= Total Package: Actuator and hardware for mounting to valve	
1/4"	EVA-0309	C-A-1-11-1-111									JF.DM4500.1/4".0309.16
	EVA-0309	C-A-1-11-1-111									JF.DM4500.1/4".0309.16
3/8"	EVA-0309	C-A-1-11-1-111									JF.DM4500.3/8".0309.16
	EVA-0309	C-A-1-11-1-111									JF.DM4500.3/8".0309.16
1/2"	EVA-0309	C-A-1-11-1-111									JF.DM4500.1/2".0309.16
	EVA-0309	C-A-1-11-1-111									JF.DM4500.1/2".0309.16
3/4"	EVA-0309	C-A-1-11-1-111									JF.DM4500.3/4".0309.16
	EVA-0309	C-A-1-11-1-111									JF.DM4500.3/4".0309.16
1"	EVA-0411	C-A-2-11-1-111									JF.DM4500.1".0411.16
	EVA-0411	C-A-2-11-1-111									JF.DM4500.1".0411.16
1 1/4"	EVA-0411	C-A-2-11-1-111									JF.DM4500.1 1/4".0411.16
	EVA-0411	C-A-2-11-1-111									JF.DM4500.1 1/4".0411.16
1 1/2"	EVA-0514	C-A-3-11-1-111									JF.DM4500.1 1/2".0514.16
	EVA-0514	C-A-3-11-1-111									JF.DM4500.1 1/2".0514.16
2"	EVA-0514	C-A-3-11-1-111									JF.DM4500.2".0514.16
	EVA-0514	C-A-3-11-1-111									JF.DM4500.2".0514.16
2 1/2"	EVA-0717	C-A-4-11-1-111									JF.DM4500.2 1/2".0717.16
	EVA-1022	C-A-5-11-1-111	D-511-17.00x17.00mm								JF.DM4500.2 1/2".1022.16
3"	EVA-0717	C-A-4-11-1-111									JF.DM4500.3".0717.16
	EVA-1022	C-A-5-11-1-111	D-511-17.00x17.00mm								JF.DM4500.3".1022.16
4"	EVA-1022	C-A-5-11-1-111									JF.DM4500.4".1022.16
	EVA-1022	C-A-5-11-1-111									JF.DM4500.4".1022.16

Easytork will ship the actuator, insert, extended shaft, and bracket unassembled in one SKU box.

Refer to [Assembly & Labor](#) tab if buyer wants Easytork to assemble items together.

Disclaimer: Based on information available from valve manufacturer. All dimensions to be verified by customer prior to purchase confirmation.

Note*: Only for actuator and hardware required for mounting to valve. Order auxiliary add-ons (e.g., solenoid valve, lockout & PST, limit switch, chemical resistant adder, etc.) separately. If buyer requires assembly of auxiliary add-ons and/or valve, labor will be charged separately.