

Generic Input		Easytork internal use only	
Valve Brand	FlowTek	Valve Brand Truncate	FTK
Series	RF15	Series Truncate	RF15
Input: 1 = mm / 2 = in	2		
Safety Factor	15%		

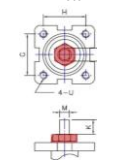
Actuator Design Year    21

Valve Input

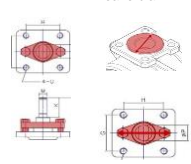
				Section Only For Non Direct Mount ("D.M"), Otherwise Leave Blank						Valve Dimension										
Valve Torque		Direct Mount Check		Bracket Check		Extended Shaft Check		Buyer Preference		Valve Info		Valve Flange		Valve Dimension		Valve Stem Shape and Dimension				
Published valve torque	Incl. safety factor	Any obstruction over flange?	1=Yes / 0=No	Possible obstruction for std. Easytork bracket?	Out. dia. of obstruction over flange surface	Are bolts for packing gland close to valve stem height?	If bolts interfere with valve stem, what is inside dia. between bolts	If w/ bracket: How much valve stem capture?	If known, capturable valve stem height	In ISO (i.e. F05)	Flange to top of valve stem	Stem Shape	Valve stem dimension in in or mm	V	V1	V2	Insert orientation when valve is CLOSED. If Sq 1=diamond / 2=square If DD or B+K 1=in line / 2=not in line			
Valve Size	in-lb	in-lb	1=Yes / 0=No	1=Yes / 0=No	in/mm	1=Yes / 0=No	in/mm	in/mm	in/mm	in/mm	in/mm	in/mm	in/mm	in/mm	in/mm	in/mm	in/mm	in/mm	in/mm	in/mm
1"	65	75	Yes					0.300	0.31	F04	0.55	2	in	0.370	0.250					
1 1/2"	155	178	Yes					0.400	0.43	F05	0.75	2	in	0.430	0.310					
2"	230	265	Yes					0.410	0.47	F07	0.91	2	in	0.620	0.370					
3"	500	575	Yes	Yes				1.700	1.75	3.54x1.87	2.97	2	in	1.100	0.670					
4"	650	748	Yes	Yes				1.700	1.75	3.54x1.87	2.97	2	in	1.100	0.670					
6"	1,505	1,731	Yes	Yes				1.700	1.75	3.54x1.87	3.07	2	in	1.710	0.670					
8"	3,250	3,738	Yes	Yes				1.600	1.61	3.37x3.37	3.42	2	in	1.710	1.020					
10"	4,750	5,463	Yes	Yes				2.000	2.13	3.37x3.37	3.86	2	in	1.710	1.020					
12"	13,700	15,755	Yes	Yes				2.000	2.16	4.53x4.53	3.74	2	in	1.970	1.380					
		0																		
		0																		
		0																		
		0																		
		0																		
		0																		
		0																		
		0																		
		0																		
		0																		
		0																		
		0																		
		0																		
		0																		

Notes:

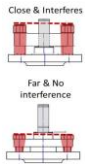
ie. Gland, capi, etc...



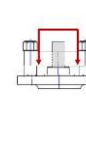
If not known, leave blank



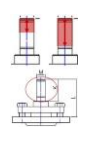
Close & Interferes



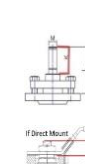
Far & No interference



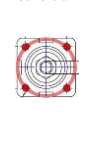
If not known, leave blank



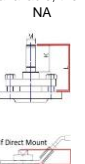
If not known, leave blank



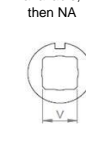
If not known, leave blank



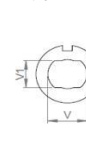
If info not available, then NA



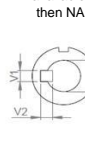
If not known, leave blank




If info not available, then NA



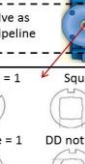
If info not available, then NA




If info not available, then NA



If info not available, then NA



When Valve Is CLOSED Is valve stem: 

Butterfly valve as example in pipeline

Diamond = 1	Square = 2
DD in line = 1	DD not in line = 2
Key in line = 1	Key not in line = 2

**Disclaimer: Based on information available from valve manufacturer. All dimensions to be verified by customer prior to purchase confirmation.**

Valve Size	Required Actuator Range	Actuator Torque (Actual torque, no additional safety factor included)				Individual Part Order Code* (If ordered with the below order codes, Easytork will ship each part as standalone)				Note	Complete Actuator to Valve Order Code*
		DA @ 60PSI	DA @ 80PSI	FS @ 60PSI	FS @ 80PSI	Actuator	Insert	Extended Shaft	Bracket		Easytork will ship the actuator, insert, extended shaft, and bracket unassembled in one SKU box.  Refer to <a href="#">Assembly &amp; Labor tab</a> if buyer wants Easytork to assemble items together.
1"	EVA-0411	257	343	165	219	C-A-2-11-1-111	D-212-0.370x0.250in	K-AS-2-1-1-2	B-2-F04S-F04S-1.25in		FTK.RF15.1".0411.21
	EVA-0411	257	343	165	219	C-A-2-11-1-111	D-212-0.370x0.250in	K-AS-2-1-1-2	B-2-F04S-F04S-1.25in		FTK.RF15.1".0411.21
1 1/2"	EVA-0411	257	343	165	219	C-A-2-11-1-111	D-212-0.430x0.310in	K-AS-2-1-1-2	B-2-F05S-F04S-1.35in		FTK.RF15.1 1/2".0411.21
	EVA-0514	474	632	309	412	C-A-3-11-1-111	D-312-0.430x0.310in	K-AS-3-1-1-2	B-2-F05S-F05S-1.85in		FTK.RF15.1 1/2".0514.21
2"	EVA-0514	474	632	309	412	C-A-3-11-1-111	D-312-0.620x0.370in	K-AS-3-1-1-2	B-2-F07M-F05M-2in		FTK.RF15.2".0514.21
	EVA-0514	474	632	309	412	C-A-3-11-1-111	D-312-0.620x0.370in	K-AS-3-1-1-2	B-2-F07M-F05M-2in		FTK.RF15.2".0514.21
3"	EVA-0514	474	632	309	412	C-A-3-11-1-111	Custom bracket and coupling			Call Easytork	FTK.RF15.3".0514.21
	EVA-0717	1,010	1,347	672	895	C-A-4-11-1-111	Custom bracket and coupling				FTK.RF15.3".0717.21
4"	EVA-0717	1,010	1,347	672	895	C-A-4-11-1-111	Custom bracket and coupling			Call Easytork	FTK.RF15.4".0717.21
	EVA-1022	2,041	2,721	1,351	1,801	C-A-5-11-1-111	Custom bracket and coupling				FTK.RF15.4".1022.21
6"	EVA-1022	2,041	2,721	1,351	1,801	C-A-5-11-1-111	Custom bracket and coupling			Call Easytork	FTK.RF15.6".1022.21
	EVA-1227	4,527	6,036	3,057	4,076	C-A-6-11-1-111	Custom bracket and coupling				FTK.RF15.6".1227.21
8"	EVA-1227	4,527	6,036	3,057	4,076	C-A-6-11-1-111	Custom bracket and coupling			Call Easytork	FTK.RF15.8".1227.21
	EVA-1436	7,898	10,531	5,331	7,108	C-A-7-11-1-111	Custom bracket and coupling				FTK.RF15.8".1436.21
10"	EVA-1227	4,527	6,036	3,057	4,076	C-A-6-11-1-111	Custom bracket and coupling			Call Easytork	FTK.RF15.10".1227.21
	EVA-1646	17,356	23,141	11,627	15,503	C-A-8-11-1-111	Custom bracket and coupling				FTK.RF15.10".1646.21
12"	EVA-1646	17,356	23,141	11,627	15,503	C-A-8-11-1-111	Custom bracket and coupling			Call Easytork	FTK.RF15.12".1646.21
	#VALUE!	257	632	672	1,801	C-A-0-11-1-111	Custom bracket and coupling				#VALUE!

**Disclaimer:** Based on information available from valve manufacturer. All dimensions to be verified by customer prior to purchase confirmation.

**Note\*:** Only for actuator and hardware required for mounting to valve. Order auxiliary add-ons (e.g., solenoid valve, lockout & PST, limit switch, chemical resistant adder, etc.) separately. If buyer requires assembly of auxiliary add-ons and/or valve, labor will be charged separately.