

Generic Input		Easytork internal use only	
Valve Brand	Sharpe	Valve Brand Truncate	SH
Series	80 / FS80 / M80	Series Truncate	80
Input: 1 = mm / 2 = in	2		
Safety Factor	25%		

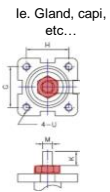
Actuator Design Year

16

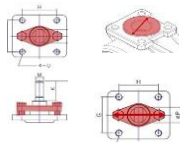
Valve Input

Valve Torque		Direct Mount Check		Section Only For Non Direct Mount ("D.M"), Otherwise Leave Blank						Valve Dimension							
				Bracket Check		Extended Shaft Check		Buyer Preference		Valve Info		Valve Flange		Valve Dimension		Valve Stem Shape and Dimension	
Published valve torque	Incl. safety factor	Any obstruction over flange?	1=Yes / 0=No	Possible obstruction for std. Easytork bracket?	Out. dia. of obstruction over flange surface	Are bolts for packing gland close to valve stem height?	If bolts interfere with valve stem, what is inside dia. between bolts?	If w/ bracket: How much valve stem capture?	If known, capturable valve stem height	In ISO (i.e. F05) or in	Flange to top of valve stem	Stem Shape	Valve stem dimension in in or mm	V Sq - sq DD - bore b+k - bore	V1 Sq - sq DD - flat b+k - key	V2 b+k - key (leave blank if Sq or DD)	Insert orientation when valve is CLOSED. If Sq 1=diamond / 2=Square If DD or B+K 1=in line / 2=not in line
Valve Size	in-lb	in-lb	1=Yes / 0=No	1=Yes / 0=No	in/mm	1=Yes / 0=No	in/mm	in/mm	in/mm	in/mm	in/mm	in/mm	Key	in / mm	in/mm	in/mm	1 = Diamond or in line / 2=Square or not in line
1/2"	85	106	Yes	Yes	1.180	No		0.300	0.33	F04	0.74	2	in	0.394	0.264		
3/4"	110	138	Yes	Yes	1.180	No		0.300	0.33	F04	0.74	2	in	0.394	0.264		
1"	145	181	Yes	Yes	1.380	No		0.340	0.37	F05	0.83	2	in	0.472	0.343		
1 1/4"	295	369	Yes	Yes	1.380	No		0.340	0.37	F05	0.83	2	in	0.472	0.343		
1 1/2"	490	613	Yes	Yes	2.170	No		0.500	0.54	F07	1.41	2	in	0.709	0.512		
2"	690	863	Yes	Yes	2.170	No		0.500	0.54	F07	1.41	2	in	0.709	0.512		
2 1/2"	980	1,225	Yes	No		No		0.520	0.59	F10	1.70	2	in	0.886	0.630		
3"	1,200	1,500	Yes	No		No		0.630	0.68	F10	1.93	2	in	1.024	0.807		
4"	1,800	2,250	Yes	No		No		0.630	0.68	F10	1.93	2	in	1.024	0.807		
0																	
0																	
0																	
0																	
0																	
0																	
0																	
0																	
0																	
0																	

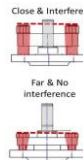
Notes:



ie. Gland, capi, etc...



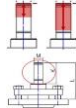
If not known, leave blank



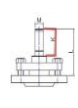
Close & Interferes

Far & No interference

If not known, leave blank



If not known, leave blank



If Direct Mount

If not known, leave blank



If info not available, then NA



If Direct Mount

If not known, leave blank



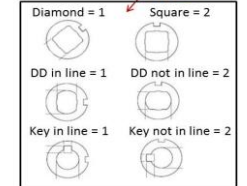
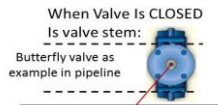
If info not available, then NA



If info not available, then NA



If info not available, then NA



Disclaimer: Based on information available from valve manufacturer. All dimensions to be verified by customer prior to purchase confirmation.

Valve Size	Required Actuator Range	Individual Part Order Code*				2017 List Price					Complete Actuator to Valve Order Code*
		(If ordered with the below order codes, Easytork will ship each part as standalone)				Actuator +	Insert +	Extended Shaft +	Bracket or Plate +	= Total Package: Actuator and hardware for mounting to valve	Easytork will ship the actuator, insert, extended shaft, and bracket unassembled in one SKU box. Refer to Assembly & Labor tab if buyer wants Easytork to assemble items together.
		Actuator	Insert	Extended Shaft	Bracket						
1/2"	EVA-0309	C-A-1-11-1-111	D-112-0.394x0.264in	K-AS-1-1-1-2	B-2-F04S-F04S-1.44in						SH.80.1/2".0309.16
	EVA-0411	C-A-2-11-1-111	D-212-0.394x0.264in	K-AS-2-1-1-2	B-2-F04S-F04S-1.44in						SH.80.1/2".0411.16
3/4"	EVA-0309	C-A-1-11-1-111	D-112-0.394x0.264in	K-AS-1-1-1-2	B-2-F04S-F04S-1.44in						SH.80.3/4".0309.16
	EVA-0411	C-A-2-11-1-111	D-212-0.394x0.264in	K-AS-2-1-1-2	B-2-F04S-F04S-1.44in						SH.80.3/4".0411.16
1"	EVA-0309	C-A-1-11-1-111	D-112-0.472x0.343in	K-AS-1-1-1-2	B-2-F05S-F04S-1.49in						SH.80.1".0309.16
	EVA-0411	C-A-2-11-1-111	D-212-0.472x0.343in	K-AS-2-1-1-2	B-2-F05S-F04S-1.49in						SH.80.1".0411.16
1 1/4"	EVA-0411	C-A-2-11-1-111	D-212-0.472x0.343in	K-AS-2-1-1-2	B-2-F05S-F04S-1.49in						SH.80.1 1/4".0411.16
	EVA-0514	C-A-3-11-1-111	D-312-0.472x0.343in	K-AS-3-1-1-2	B-2-F05M-F05M-1.99in						SH.80.1 1/4".0514.16
1 1/2"	EVA-0514	C-A-3-11-1-111	D-312-0.709x0.512in	K-AS-3-1-1-2	B-2-F07M-F05M-2.41in						SH.80.1 1/2".0514.16
	EVA-0717	C-A-4-11-1-111	D-412-0.709x0.512in	K-AS-4-1-1-2	B-2-F07M-F07M-2.41in						SH.80.1 1/2".0717.16
2"	EVA-0514	C-A-3-11-1-111	D-312-0.709x0.512in	K-AS-3-1-1-2	B-2-F07M-F05M-2.41in						SH.80.2".0514.16
	EVA-0717	C-A-4-11-1-111	D-412-0.709x0.512in	K-AS-4-1-1-2	B-2-F07M-F07M-2.41in						SH.80.2".0717.16
2 1/2"	EVA-0717	C-A-4-11-1-111	D-412-0.886x0.630in	K-AS-4-1-1-2	B-2-F10L-F10L-2.68in						SH.80.2 1/2".0717.16
	EVA-1022	C-A-5-11-1-111	D-512-0.886x0.630in	K-AS-5-1-1-2	B-2-F10L-F10L-2.93in						SH.80.2 1/2".1022.16
3"	EVA-0717	C-A-4-11-1-111	D-412-1.024x0.807in	K-AS-4-1-1-2	B-2-F10L-F10L-2.8in						SH.80.3".0717.16
	EVA-1022	C-A-5-11-1-111	D-512-1.024x0.807in	K-AS-5-1-1-2	B-2-F10L-F10L-3.05in						SH.80.3".1022.16
4"	EVA-1022	C-A-5-11-1-111	D-512-1.024x0.807in	K-AS-5-1-1-2	B-2-F10L-F10L-3.05in						SH.80.4".1022.16
	EVA-1227	C-A-6-11-1-111	D-612-1.024x0.807in	K-AS-6-1-1-2	B-2-F10L-F12L-3.05in						SH.80.4".1227.16

Disclaimer: Based on information available from valve manufacturer. All dimensions to be verified by customer prior to purchase confirmation.

Note*: Only for actuator and hardware required for mounting to valve. Order auxiliary add-ons (e.g., solenoid valve, lockout & PST, limit switch, chemical resistant adder, etc.) separately. If buyer requires assembly of auxiliary add-ons and/or valve, labor will be charged separately.