

<b>Generic Input</b>		Easytork internal use only	
Valve Brand	Sharpe	Valve Brand Truncate	SH
Series	84 / FS84	Series Truncate	84
Input: 1 = mm / 2 = in	2		
Safety Factor	25%		

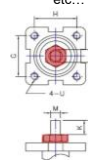
Actuator Design Year   16

**Valve Input**

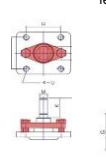
Direct Mount Check				Section Only For Non Direct Mount ("D.M"), Otherwise Leave Blank						Valve Dimension								
Valve Torque		Check		Bracket Check		Extended Shaft Check		Buyer Preference		Valve Info		Valve Flange		Valve Dimension		Valve Stem Shape and Dimension		Insert orientation when valve is CLOSED. If Sq 1=diamond / 2=Square If DD or B+K 1=in line / 2=not in line
Published valve torque	Incl. safety factor	Any obstruction over flange?	1=Yes / 0=No	Possible obstruction for std. Easytork bracket?	Out. dia. of obstruction over flange surface	Are bolts for packing gland close to valve stem height?	If bolts interfere with valve stem, what is inside dia. between bolts?	If w/ bracket: How much valve stem capture?	If known, capturable valve stem height	In ISO (i.e. F05)	Flange to top of valve stem	Stem Shape	Valve stem dimension in in or mm	V	V1	V2		
in-lb	in-lb	1=Yes / 0=No	1=Yes / 0=No	in/mm	1=Yes / 0=No	in/mm	in/mm	in/mm	in/mm	in/mm	in/mm	Key	in / mm	in/mm	in/mm	in/mm		
1/2"	60	75	Yes	No		No		0.300	0.31	F03	0.52	2	in	0.375	0.220			
3/4"	80	100	Yes	No		No		0.300	0.35	F03	0.52	2	in	0.375	0.220			
1"	100	125	Yes	No		No		0.500	0.52	F04	0.72	2	in	0.438	0.295			
1 1/4"	200	250	Yes	No		No		0.500	0.53	F04	0.73	2	in	0.438	0.295			
1 1/2"	300	375	Yes	No		No		0.670	0.73	F05	1.17	2	in	0.563	0.342			
2"	450	563	Yes	No		No		0.690	0.73	F05	1.19	2	in	0.563	0.342			
2 1/2"	700	875	Yes	No		No		0.700	0.74	F07	1.95	2	in	0.787	0.551			
3"	1,100	1,375	Yes	No		No		0.650	0.69	F10	2.25	2	in	1.000	0.748			
4"	1,700	2,125	Yes	No		No		0.650	0.69	F10	2.25	2	in	1.000	0.748			
0																		
0																		
0																		
0																		
0																		
0																		
0																		
0																		
0																		
0																		
0																		
0																		
0																		
0																		
0																		

Notes:

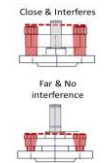
le. Gland, capi, etc...



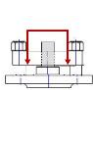
If not known, leave blank



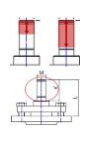
Close & Interferes



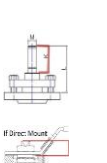
Far & No interference



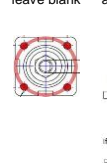
If not known, leave blank




If not known, leave blank



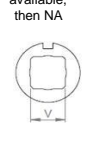
If not known, leave blank



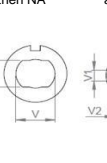
If not known, leave blank



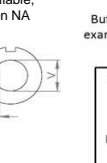
If info not available, then NA



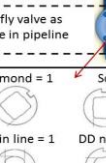
If info not available, then NA




If info not available, then NA




If info not available, then NA



If info not available, then NA



When Valve Is CLOSED Is valve stem: Butterfly valve as example in pipeline



Diamond = 1

Square = 2

DD in line = 1

DD not in line = 2

Key in line = 1

Key not in line = 2

**Disclaimer: Based on information available from valve manufacturer. All dimensions to be verified by customer prior to purchase confirmation.**

Valve Size	Required Actuator Range	Individual Part Order Code*				2017 List Price					Complete Actuator to Valve Order Code*
		(If ordered with the below order codes, Easytork will ship each part as standalone)				Actuator +	Insert +	Extended Shaft +	Bracket or Plate +	= Total Package: Actuator and hardware for mounting to valve	
		Actuator	Insert	Extended Shaft	Bracket						
1/2"	EVA-0309	C-A-1-11-1-111	D-112-0.375x0.220in	K-AS-1-1-1-2	B-2-F03S-F04S-1.22in						SH.84.1/2".0309.16
	EVA-0309	C-A-1-11-1-111	D-112-0.375x0.220in	K-AS-1-1-1-2	B-2-F03S-F04S-1.22in						SH.84.1/2".0309.16
3/4"	EVA-0309	C-A-1-11-1-111	D-112-0.375x0.220in	K-AS-1-1-1-2	B-2-F03S-F04S-1.22in						SH.84.3/4".0309.16
	EVA-0411	C-A-2-11-1-111	D-212-0.375x0.220in	K-AS-2-1-1-2	B-2-F03S-F04S-1.22in						SH.84.3/4".0411.16
1"	EVA-0309	C-A-1-11-1-111	D-112-0.438x0.295in	K-AS-1-1-1-2	B-2-F04S-F04S-1.22in						SH.84.1".0309.16
	EVA-0411	C-A-2-11-1-111	D-212-0.438x0.295in	K-AS-2-1-1-2	B-2-F04S-F04S-1.22in						SH.84.1".0411.16
1 1/4"	EVA-0411	C-A-2-11-1-111	D-212-0.438x0.295in	K-AS-2-1-1-2	B-2-F04S-F04S-1.23in						SH.84.1 1/4".0411.16
	EVA-0514	C-A-3-11-1-111	D-312-0.438x0.295in	K-AS-3-1-1-2	B-2-F04S-F05S-1.73in						SH.84.1 1/4".0514.16
1 1/2"	EVA-0411	C-A-2-11-1-111	D-212-0.563x0.342in	K-AS-2-1-1-2	B-2-F05S-F04S-1.5in						SH.84.1 1/2".0411.16
	EVA-0514	C-A-3-11-1-111	D-312-0.563x0.342in	K-AS-3-1-1-2	B-2-F05M-F05M-2in						SH.84.1 1/2".0514.16
2"	EVA-0514	C-A-3-11-1-111	D-312-0.563x0.342in	K-AS-3-1-1-2	B-2-F05M-F05M-2in						SH.84.2".0514.16
	EVA-0717	C-A-4-11-1-111	D-412-0.563x0.342in	K-AS-4-1-1-2	B-2-F05M-F07M-2in						SH.84.2".0717.16
2 1/2"	EVA-0717	C-A-4-11-1-111	D-412-0.787x0.551in	K-AS-4-1-1-2	B-2-F07L-F10L-2.75in						SH.84.2 1/2".0717.16
	EVA-1022	C-A-5-11-1-111	D-512-0.787x0.551in	K-AS-5-1-1-2	B-2-F07L-F10L-3in						SH.84.2 1/2".1022.16
3"	EVA-0717	C-A-4-11-1-111	D-412-1.000x0.748in	K-AS-4-1-1-2	B-2-F10L-F10L-3.1in						SH.84.3".0717.16
	EVA-1022	C-A-5-11-1-111	D-512-1.000x0.748in	K-AS-5-1-1-2	#VALUE!						SH.84.3".1022.16
4"	EVA-1022	C-A-5-11-1-111	D-512-1.000x0.748in	K-AS-5-1-1-2	#VALUE!						SH.84.4".1022.16
	EVA-1227	C-A-6-11-1-111	D-612-1.000x0.748in	K-AS-6-1-1-2	B-2-F10XL-F14XL-3.35in						SH.84.4".1227.16

Easytork will ship the actuator, insert, extended shaft, and bracket unassembled in one SKU box.

Refer to [Assembly & Labor](#) tab if buyer wants Easytork to assemble items together.

**Disclaimer:** Based on information available from valve manufacturer. All dimensions to be verified by customer prior to purchase confirmation.

**Note\*:** Only for actuator and hardware required for mounting to valve. Order auxiliary add-ons (e.g., solenoid valve, lockout & PST, limit switch, chemical resistant adder, etc.) separately. If buyer requires assembly of auxiliary add-ons and/or valve, labor will be charged separately.