

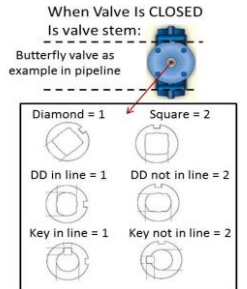
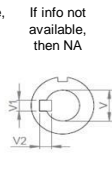
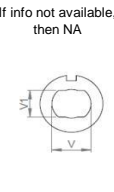
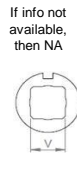
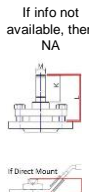
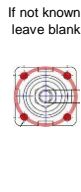
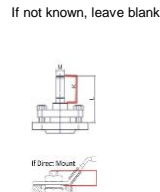
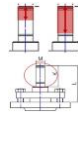
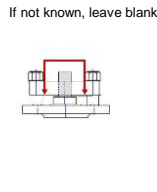
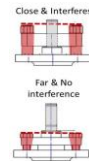
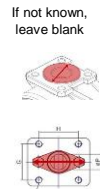
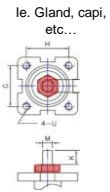
Generic Input		Easytork internal use only	
Valve Brand	Sharpe	Valve Brand Truncate	SH
Series	99 / FS99	Series Truncate	99
Input: 1 = mm / 2 = in	2		
Safety Factor	25%		

Actuator Design Year 16

Valve Input

Direct Mount Check				Section Only For Non Direct Mount ("D.M"), Otherwise Leave Blank						Valve Dimension								
Valve Torque		Check		Bracket Check		Extended Shaft Check		Buyer Preference		Valve Info		Valve Flange		Valve Dimension		Valve Stem Shape and Dimension		Insert orientation when valve is CLOSED. If Sq 1=diamond / 2=square If DD or B+K 1=in line / 2=not in line 1 = Diamond or in line / 2=Square or not in line
Published valve torque	Incl. safety factor	Any obstruction over flange?	Possible obstruction for std. Easytork bracket?	Out. dia. of obstruction over flange surface	Are bolts for packing gland close to valve stem height?	If bolts interfere with valve stem, what is inside dia. between bolts	If w/ bracket: How much valve stem capture?	If known, capturable valve stem height	In ISO (i.e. F05)	Flange to top of valve stem	Stem Shape	Valve stem dimension in in or mm	V	V1	V2			
Valve Size	in-lb	in-lb	1=Yes / 0=No	1=Yes / 0=No	in/mm	1=Yes / 0=No	in/mm	in/mm	in/mm	in/mm	Key	in / mm	in/mm	in/mm	in/mm			
1/4"	60	75	Yes	No		No		0.300	0.34	F03	0.52	2	in	0.375	0.220			
3/8"	60	75	Yes	No		No		0.300	0.34	F03	0.52	2	in	0.375	0.220			
1/2"	80	100	Yes	No		No		0.300	0.39	F03	0.52	2	in	0.375	0.220			
3/4"	100	125	Yes	No		No		0.500	0.52	F04	0.72	2	in	0.438	0.295			
1"	200	250	Yes	No		No		0.500	0.53	F04	0.73	2	in	0.438	0.295			
1 1/4"	300	375	Yes	No		No		0.630	0.73	F05	1.17	2	in	0.563	0.342			
1 1/2"	450	563	Yes	No		No		0.630	0.73	F05	1.19	2	in	0.563	0.342			
2"	700	875	Yes	No		No		0.630	0.74	F07	2.03	2	in	0.787	0.551			
2 1/2"	1,100	1,375	Yes	No		No		0.630	0.69	F10	2.25	2	in	1.000	0.748			
3"	1,700	2,125	Yes	No		No		0.630	0.69	F10	2.25	2	in	1.000	0.748			
0																		
0																		
0																		
0																		
0																		
0																		
0																		
0																		
0																		

Notes:



Disclaimer: Based on information available from valve manufacturer. All dimensions to be verified by customer prior to purchase confirmation.

Valve Size	Required Actuator Range	Individual Part Order Code* (If ordered with the below order codes, Easytork will ship each part as standalone)				2017 List Price					Complete Actuator to Valve Order Code*
		Actuator	Insert	Extended Shaft	Bracket	Actuator +	Insert +	Extended Shaft +	Bracket or Plate +	= Total Package: Actuator and hardware for mounting to valve	
1/4"	EVA-0309	C-A-1-11-1-111	D-112-0.375x0.220in	K-AS-1-1-1-2	B-2-F03S-F04S-1.22in						SH.99.1/4".0309.16
	EVA-0309	C-A-1-11-1-111	D-112-0.375x0.220in	K-AS-1-1-1-2	B-2-F03S-F04S-1.22in						SH.99.1/4".0309.16
3/8"	EVA-0309	C-A-1-11-1-111	D-112-0.375x0.220in	K-AS-1-1-1-2	B-2-F03S-F04S-1.22in						SH.99.3/8".0309.16
	EVA-0309	C-A-1-11-1-111	D-112-0.375x0.220in	K-AS-1-1-1-2	B-2-F03S-F04S-1.22in						SH.99.3/8".0309.16
1/2"	EVA-0309	C-A-1-11-1-111	D-112-0.375x0.220in	K-AS-1-1-1-2	B-2-F03S-F04S-1.22in						SH.99.1/2".0309.16
	EVA-0411	C-A-2-11-1-111	D-212-0.375x0.220in	K-AS-2-1-1-2	B-2-F03S-F04S-1.22in						SH.99.1/2".0411.16
3/4"	EVA-0309	C-A-1-11-1-111	D-112-0.438x0.295in	K-AS-1-1-1-2	B-2-F04S-F04S-1.22in						SH.99.3/4".0309.16
	EVA-0411	C-A-2-11-1-111	D-212-0.438x0.295in	K-AS-2-1-1-2	B-2-F04S-F04S-1.22in						SH.99.3/4".0411.16
1"	EVA-0411	C-A-2-11-1-111	D-212-0.438x0.295in	K-AS-2-1-1-2	B-2-F04S-F04S-1.23in						SH.99.1".0411.16
	EVA-0514	C-A-3-11-1-111	D-312-0.438x0.295in	K-AS-3-1-1-2	B-2-F04S-F05S-1.73in						SH.99.1".0514.16
1 1/4"	EVA-0411	C-A-2-11-1-111	D-212-0.563x0.342in	K-AS-2-1-1-2	B-2-F05S-F04S-1.54in						SH.99.1 1/4".0411.16
	EVA-0514	C-A-3-11-1-111	D-312-0.563x0.342in	K-AS-3-1-1-2	B-2-F05M-F05M-2.04in						SH.99.1 1/4".0514.16
1 1/2"	EVA-0514	C-A-3-11-1-111	D-312-0.563x0.342in	K-AS-3-1-1-2	B-2-F05M-F05M-2.06in						SH.99.1 1/2".0514.16
	EVA-0717	C-A-4-11-1-111	D-412-0.563x0.342in	K-AS-4-1-1-2	B-2-F05M-F07M-2.06in						SH.99.1 1/2".0717.16
2"	EVA-0717	C-A-4-11-1-111	D-412-0.787x0.551in	K-AS-4-1-1-2	B-2-F07L-F10L-2.9in						SH.99.2".0717.16
	EVA-1022	C-A-5-11-1-111	D-512-0.787x0.551in	K-AS-5-1-1-2	#VALUE!						SH.99.2".1022.16
2 1/2"	EVA-0717	C-A-4-11-1-111	D-412-1.000x0.748in	K-AS-4-1-1-2	B-2-F10L-F10L-3.12in						SH.99.2 1/2".0717.16
	EVA-1022	C-A-5-11-1-111	D-512-1.000x0.748in	K-AS-5-1-1-2	#VALUE!						SH.99.2 1/2".1022.16
3"	EVA-1022	C-A-5-11-1-111	D-512-1.000x0.748in	K-AS-5-1-1-2	#VALUE!						SH.99.3".1022.16
	EVA-1227	C-A-6-11-1-111	D-612-1.000x0.748in	K-AS-6-1-1-2	B-2-F10XL-F14XL-3.37in						SH.99.3".1227.16

Disclaimer: Based on information available from valve manufacturer. All dimensions to be verified by customer prior to purchase confirmation.

Note*: Only for actuator and hardware required for mounting to valve. Order auxiliary add-ons (e.g., solenoid valve, lockout & PST, limit switch, chemical resistant adder, etc.) separately. If buyer requires assembly of auxiliary add-ons and/or valve, labor will be charged separately.