

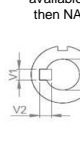
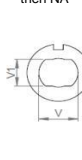
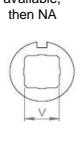
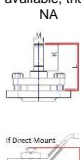
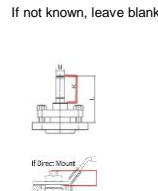
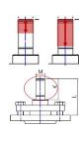
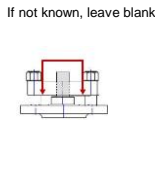
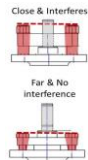
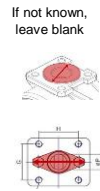
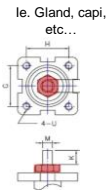
Generic Input		Easytork internal use only	
Valve Brand	Sharpe	Valve Brand Truncate	SH
Series	Series 13 DIR-ACT 3pc	Series Truncate	13
Input: 1 = mm / 2 = in	2		
Safety Factor	25%		

Actuator Design Year   16

**Valve Input**

Direct Mount Check				Section Only For Non Direct Mount ("D.M"), Otherwise Leave Blank						Valve Dimension									
Valve Torque		Direct Mount Check		Bracket Check		Extended Shaft Check		Buyer Preference		Valve Info		Valve Flange		Valve Dimension		Valve Stem Shape and Dimension			
Published valve torque	Incl. safety factor	Any obstruction over flange?	1=Yes / 0=No	Possible obstruction for std. Easytork bracket?	Out. dia. of obstruction over flange surface	Are bolts for packing gland close to valve stem height?	If bolts interfere with valve stem, what is inside dia. between bolts?	If w/ bracket: How much valve stem capture?	If known, capturable valve stem height	In ISO (i.e. F05)	Flange to top of valve stem	Stem Shape	Valve stem dimension in in or mm	V	V1	V2	Insert orientation when valve is CLOSED. If Sq 1=diamond / 2=square If DD or B+K 1=in line / 2=not in line		
Valve Size	in-lb	in-lb	1=Yes / 0=No	1=Yes / 0=No	in/mm	1=Yes / 0=No	in/mm	in/mm	in/mm	in/mm	in/mm	in/mm	Key	in / mm	in/mm	in/mm	in/mm	1 = Diamond or in line / 2=Square or not in line	
1/4"	40	50	No								F03	0.31	1	in	0.350	0.350			1
3/8"	40	50	No								F03	0.31	1	in	0.350	0.350			1
1/2"	40	50	No								F03	0.31	1	in	0.350	0.350			1
3/4"	80	100	No								F04	0.40	1	in	0.350	0.350			1
1"	110	138	No								F05	0.44	1	in	0.350	0.350			1
1 1/4"	160	200	No								F05	0.60	1	in	0.430	0.430			1
1 1/2"	190	238	No								F05	0.54	1	in	0.430	0.430			1
2"	250	313	No								F05	0.54	1	in	0.430	0.430			1
2 1/2"	500	625	No								F07	0.79	1	in	0.670	0.670			1
3"	720	900	No								F07	0.79	1	in	0.670	0.670			1
4"	800	1,000	No								F10	1.00	1	in	0.670	0.670			1
		0																	
		0																	
		0																	
		0																	
		0																	
		0																	
		0																	
		0																	

Notes:



When Valve Is CLOSED Is valve stem: Butterfly valve as example in pipeline

Diamond = 1	Square = 2
DD in line = 1	DD not in line = 2
Key in line = 1	Key not in line = 2

**Disclaimer: Based on information available from valve manufacturer. All dimensions to be verified by customer prior to purchase confirmation.**

Valve Size	Required Actuator Range	Individual Part Order Code* (If ordered with the below order codes, Easytork will ship each part as standalone)				2017 List Price					Complete Actuator to Valve Order Code*
		Actuator	Insert	Extended Shaft	Bracket	Actuator +	Insert +	Extended Shaft +	Bracket or Plate +	= Total Package: Actuator and hardware for mounting to valve	
1/4"	EVA-0309	C-A-1-11-1-111									SH.13.1/4".0309.16
	EVA-0309	C-A-1-11-1-111									SH.13.1/4".0309.16
3/8"	EVA-0309	C-A-1-11-1-111									SH.13.3/8".0309.16
	EVA-0309	C-A-1-11-1-111									SH.13.3/8".0309.16
1/2"	EVA-0309	C-A-1-11-1-111									SH.13.1/2".0309.16
	EVA-0309	C-A-1-11-1-111									SH.13.1/2".0309.16
3/4"	EVA-0309	C-A-1-11-1-111									SH.13.3/4".0309.16
	EVA-0411	C-A-2-11-1-111	D-211-0.350x0.350in								SH.13.3/4".0411.16
1"	EVA-0309	C-A-1-11-1-111									SH.13.1".0309.16
	EVA-0411	C-A-2-11-1-111	D-211-0.350x0.350in								SH.13.1".0411.16
1 1/4"	EVA-0411	C-A-2-11-1-111									SH.13.1 1/4".0411.16
	EVA-0514	C-A-3-11-1-111	D-311-0.430x0.430in								SH.13.1 1/4".0514.16
1 1/2"	EVA-0411	C-A-2-11-1-111									SH.13.1 1/2".0411.16
	EVA-0514	C-A-3-11-1-111	D-311-0.430x0.430in								SH.13.1 1/2".0514.16
2"	EVA-0411	C-A-2-11-1-111									SH.13.2".0411.16
	EVA-0514	C-A-3-11-1-111	D-311-0.430x0.430in								SH.13.2".0514.16
2 1/2"	EVA-0514	C-A-3-11-1-111	D-311-0.670x0.670in								SH.13.2 1/2".0514.16
	EVA-0717	C-A-4-11-1-111									SH.13.2 1/2".0717.16
3"	EVA-0717	C-A-4-11-1-111									SH.13.3".0717.16
	EVA-1022	C-A-5-11-1-111	D-511-0.670x0.670in								SH.13.3".1022.16
4"	EVA-0717	C-A-4-11-1-111									SH.13.4".0717.16
	EVA-1022	C-A-5-11-1-111	D-511-0.670x0.670in								SH.13.4".1022.16

Easytork will ship the actuator, insert, extended shaft, and bracket unassembled in one SKU box.

Refer to [Assembly & Labor](#) tab if buyer wants Easytork to assemble items together.

**Disclaimer:** Based on information available from valve manufacturer. All dimensions to be verified by customer prior to purchase confirmation.

**Note\*:** Only for actuator and hardware required for mounting to valve. Order auxiliary add-ons (e.g., solenoid valve, lockout & PST, limit switch, chemical resistant adder, etc.) separately. If buyer requires assembly of auxiliary add-ons and/or valve, labor will be charged separately.